



Commission Agenda
Date 2016 Feb 17
Correspondence (a)

Clinton Elementary School

5858 Clinton Street Burnaby B.C. V5J 2M3 (604) 664-8660 FAX: (604) 664-8757

January 5, 2016

City of Burnaby
Parks, Recreation & Cultural Services Commission
c/o Mara Cirotto, Commission Secretary
101 - 4676 Canada Way
Burnaby, BC V5G 4H7

RECEIVED
Parks, Recreation & Cultural Services

JAN 18 2016

12:04 am

Refer To	Initials

Attention: Chair of Burnaby Parks, Recreation & Cultural Services Commission;

On behalf of Clinton Elementary School, please accept this letter as our application for the 2016 Playground Development Grant.

Clinton Elementary has been saving for four years and has made this our number one priority. The existing playground on the south side of the school may be condemned at any time. We would like to replace this very old wooden playground with a new playground. This playground will be mainly used by our primary kids from Kindergarten to Grade 3 during school hours, along with the Burnaby Neighbourhood House daycare, preschool and for the greater community as a whole.

Outlined below is the breakdown of the total cost of the project. The funds raised to date by the Clinton Elementary PAC and the amount of grant requested are:

Total cost of playground components: \$26,000

Funds raised by PAC to date: \$22,000


Amount requesting from grant: \$4,000

We are requesting a grant of \$4,000 to enable the students and community at large to enjoy an improved playground this year. The letter of approval from the Burnaby School District to install the playground equipment within 12 months of receiving the grant is attached.

If you have any questions, please contact me by email: svellios@gmail.com

Thank you for considering our request on behalf of Clinton Elementary.

Sincerely,


Sunny Vellios
ViceChair
Clinton PAC

NOTE

Item 5 of the Director's Report No. 2 refers to this matter



January 6, 2016

To Whom It May Concern,

The Burnaby Neighbourhood House is in full support of Clinton Elementary School's Parent Advisory Committee's application for a grant towards their new playground structure.

BNH currently runs four programs in our facility on the school grounds of Clinton Elementary School; Family drop-in, Licensed Preschool, Licensed School Age Child Care program and School Age Day Camp. These programs service the City of Burnaby and more directly the South Burnaby area.

With both our Preschool and School Age programs being licensed by the **Fraser Health Authority** we are required to have access to safe outdoor play space for all ages in our care:

Child Care Licensing Regulation

Play area, materials and equipment

16. (4) A licensee must ensure that all indoor and outdoor play materials and equipment accessible to children are;

- (a) Suitable for the age and development of the children, and*
- (b) safely constructed, free from hazards and in good repair*

**Under the Regulation, licensee must ensure that a program of activities is provided, including indoor and outdoor activities that promote the development of large and small muscle skills appropriate to each child's level of development.*

Where possible, equipment should be grouped by age, thus enabling school-age children and preschool children to have separate outdoor play spaces. Where possible, because of differences in their size and physical development, children should play on separate equipment designed specifically for their age group.



Our mission is to make neighbourhoods better places to live.

4460 Beresford St. Burnaby, BC V5H 0B8 P: 604-431-0400 F: 604-431-9499 info@burnabynh.ca www.burnabynh.ca



December 16, 2015

Ms Mara Cirotto
Commission Secretary
Parks, Recreation and Cultural Services Commission
City of Burnaby
101-4946 Canada Way
Burnaby, BC V5G 4H7

Dear Ms Cirotto:

The Burnaby Board of Education is pleased to support the application by the Parent Advisory Council of Clinton Elementary School for a Playground Development Grant to replace their primary area playground for students from Kindergarten to Grade 3.

It is our understanding the PAC and the school have already raised \$21,000 of the estimated \$25,000 cost. The district hereby undertakes to install the playground equipment within twelve months of the grant approval.

Thank you for considering the application by the Clinton Elementary School PAC.

Yours very truly,

D. Greg Frank, CPA, CA,
Secretary-Treasurer

Copy: Russ Sales, Director of Facilities Services
Chris McAuley, Facilities Manager

15-12-16.1/GF/SB



In order to meet these requirements we use the playground spaces at Clinton school on a regular, daily basis. Clinton school has 2 larger playground areas that we use for our intermediate aged group (9-12 year olds), but only one of those structures is partially appropriate in size for play for our primary children (5-8 year olds) and are not at all suitable for the preschoolers. The smaller 3rd playground structure that is in need of replacement is for younger children under the age of 6.

This current structure has not been safe for our groups to use for some time now due to the deterioration of the structure that include:

- Damaged or missing supports, anchors, or footings.
- Loose or missing nuts, bolts, or other fasteners and connectors.
- Broken or missing rails, steps, rungs, or seats.
- Bending, warping, rusting, deterioration or breakage of any component.
- Sharp edges or points due to wear, damage or breakage.
- Protective end caps missing from bolts or tubes.
- Deformed hooks, shackles, rings, links, etc.
- Worn swing hangers and chains, worn bearings.
- Exposed mechanisms such as joints or springs that could result in pinch or crush injury.
- Splintered and deteriorated wood cracks or holes in surfacing materials.

As a result of these safety concerns our younger children in programs are without appropriately sized equipment to play on outside. This stifles their development of large and small motor skills, spatial and body awareness and increasing self-confidence, all aspects each child needs on a daily basis and are promoted through the use of outdoor play equipment.

We sincerely hope that Clinton Elementary School is able to obtain further funding to reach their desired goal amount to replace the existing play structure soon with one that is safe and accessible to all of the children in the community.

Sincerely

Sara Shaw
Program Director



Our mission is to provide a safe and healthy environment for all children in the community.

4460 Beresford St. Burnaby, BC V5H 0B8 P: 604-431-0400 F: 604-431-9499 info@burnabynh.ca www.burnabynh.ca

CLINTON ELEMENTARY TOP VIEW

ADA ACCESSIBILITY GUIDELINE - ADAAG CONFORMANCE

ELEVATED	ACCESSIBLE	RAMP ACCESSIBLE	GROUND	TYPES
12	3/6	0	0/4	0/3

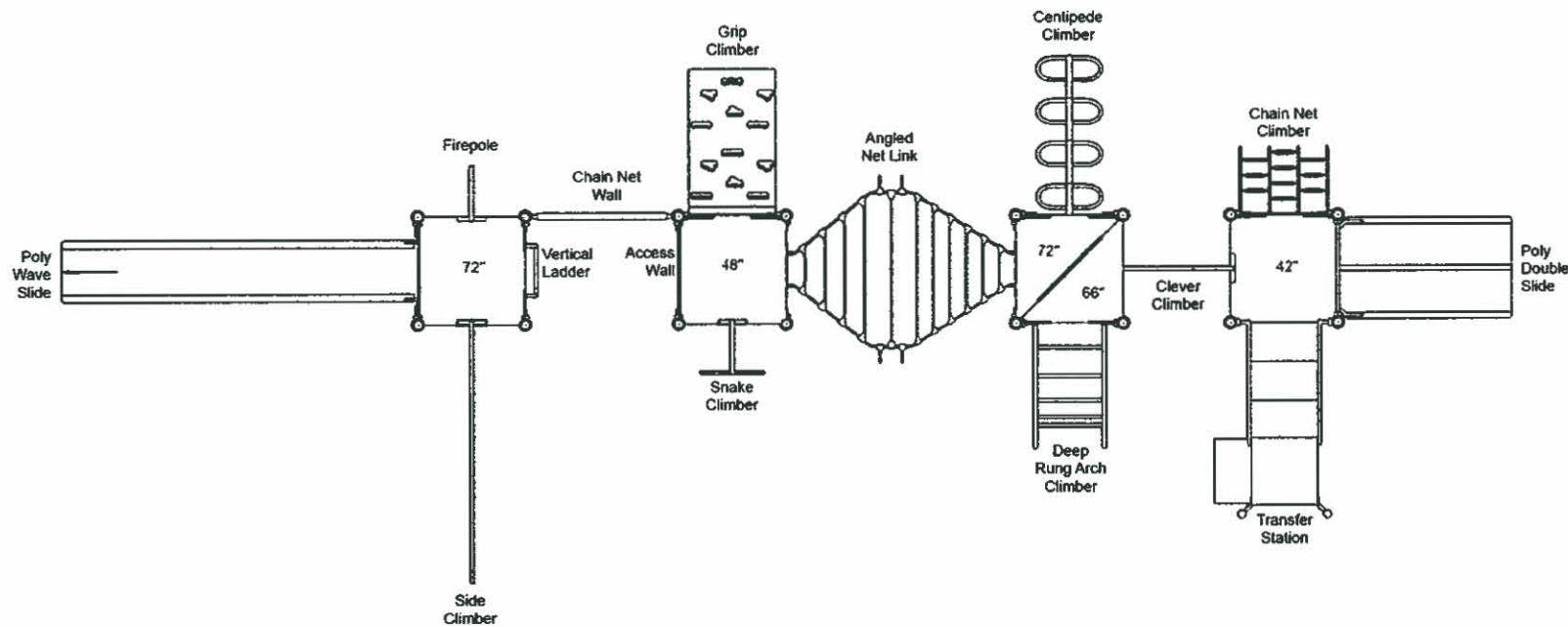
R35

FOR KIDS
AGES
5-12

GENERAL NOTES:

This conceptual plan is based on information provided prior to construction. Detailed site information, including the following, should be obtained, evaluated, and utilized in the final project design. Exact site dimensions, topography, existing utilities, soil conditions and drainage solutions.

WARNING: Accessible safety surfacing material is required beneath and around this equipment that has a critical height value (Fall Height) appropriate for the highest accessible part of this equipment. Refer to the CPSC'S Handbook For Public Playground Safety, Section 4: Surfacing.



STRUCTURE#: R35AB958A

PROJECT#: RT115D042EA-2

DATE: 11/30/2015 | DRAWN BY: MDM

MIN. USE ZONE: 20.12M x 8.84M

PLAYCRAFT REP:

RecTec Industries

PLAYCRAFT
SYSTEUMS

CLINTON ELEMENTARY SITE PLAN

ADA ACCESSIBILITY GUIDELINE - ADAAG CONFORMANCE

ELEVATED	ACCESSIBLE	RAMP ACCESSIBLE	GROUND	TYPES
12	3/6	0	0/4	0/3

R35

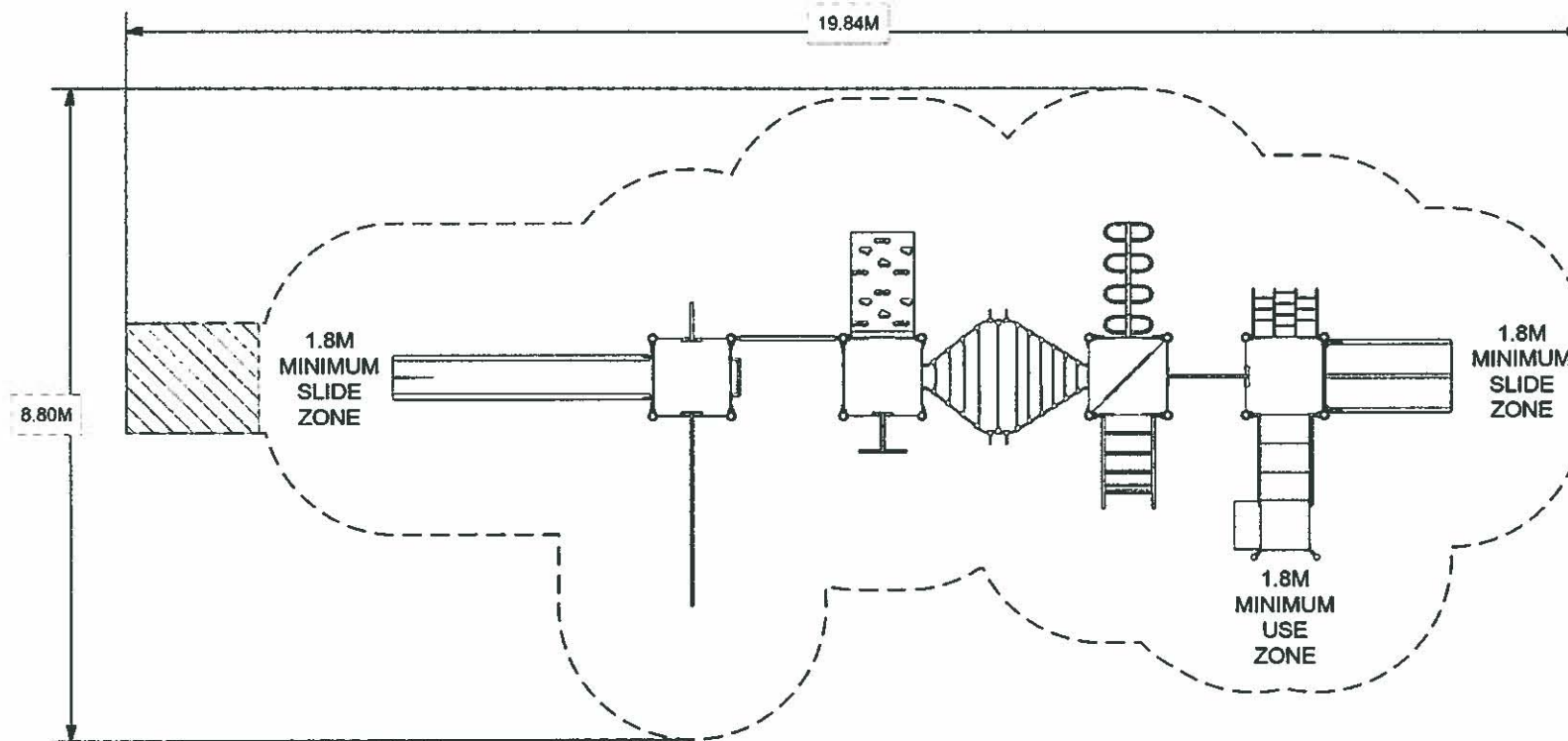
FOR KIDS
AGES
5-12

GENERAL NOTES:

This Preliminary Site Plan is based on measurements that were provided in the initial planning phase. All dimensions must be verified prior to the submission of a purchase order. Krauss Craft, Inc. will not be held responsible for any discrepancies between actual dimensions and dimensions submitted in the planning phase.

The Minimum Use Zone for a play structure is based on the product design at the time of proposal. Components and structure designs may be subject to change which may affect dimensions. Therefore, before preparing the site, we strongly recommend obtaining final drawings from the factory (available after the order is placed and included in the Assembly Manual).

WARNING: Accessible safety surfacing material is required beneath and around this equipment that has a critical height value (Fall Height) appropriate for the highest accessible part of this equipment. Refer to the CPSC's Handbook For Public Playground Safety, Section 4: Surfacing.



PROJECT#: RTI15D042EA-2

DATE: 11/30/2015 | DRAWN BY: MDM

MIN. USE ZONE: 20.12M x 8.84M

PLAYCRAFT REP:

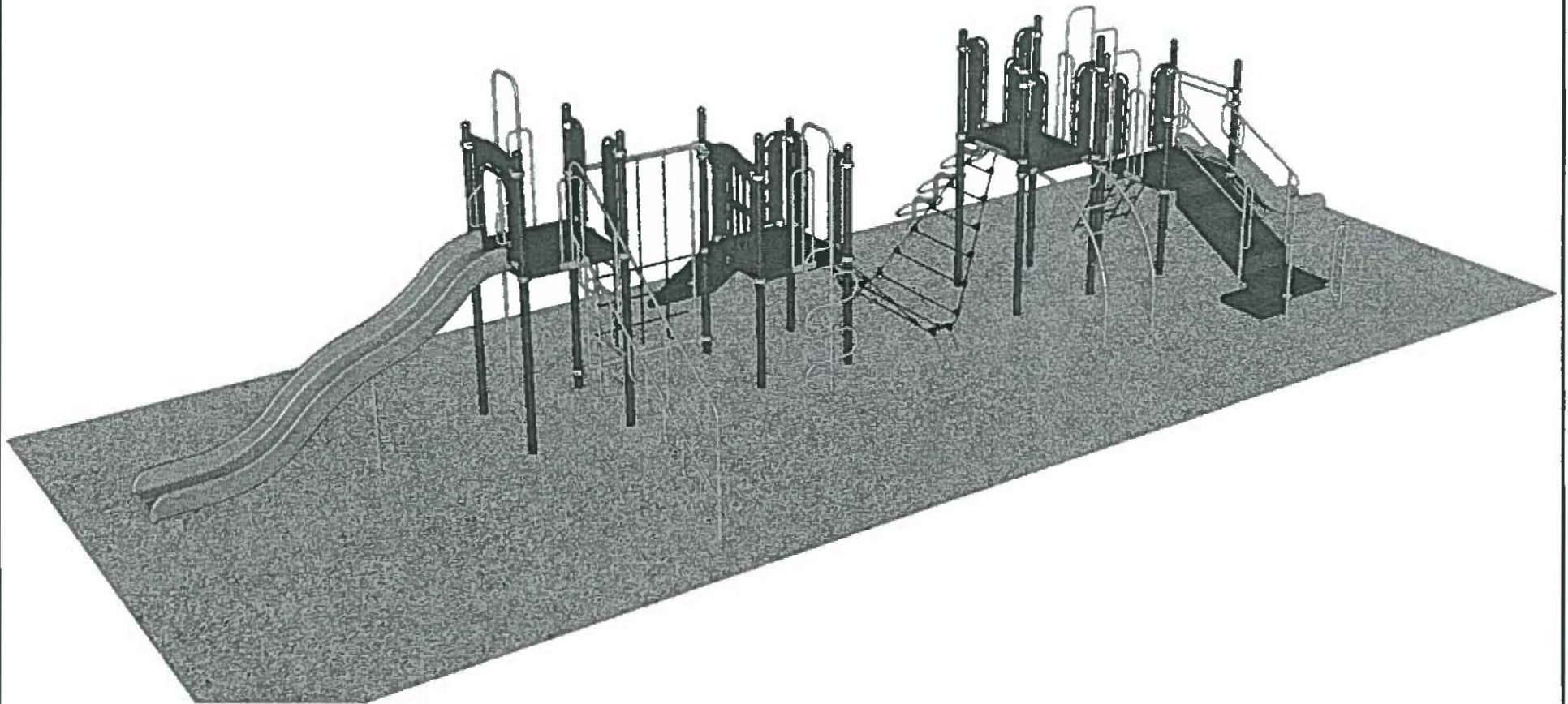
RecTec Industries



CLINTON ELEMENTARY
SW VIEW

R35

FOR KIDS
AGES
5-12



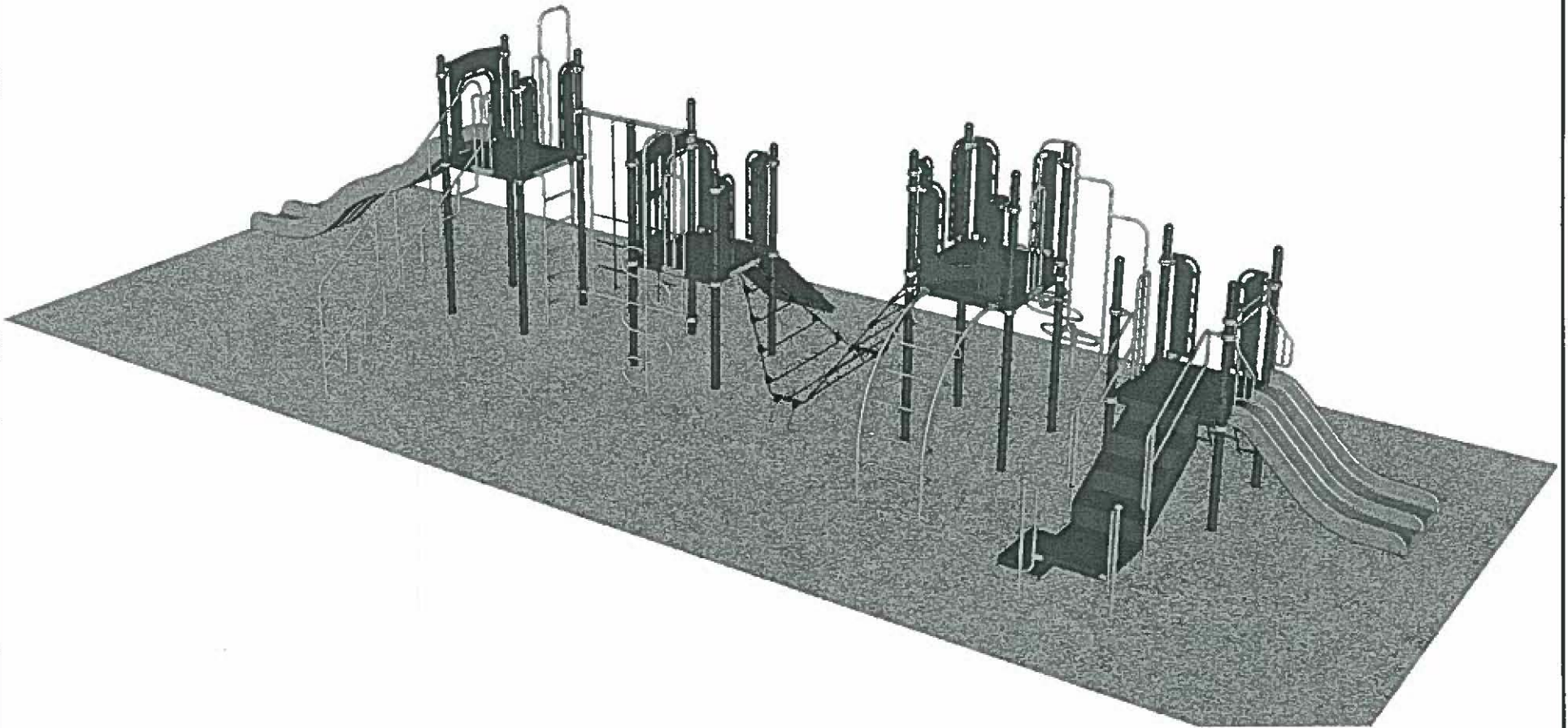
STRUCTURE#: R35AB958A
PROJECT#: RTI15D042EA-2
DATE: 11/30/2015 | DRAWN BY: MDM



CLINTON ELEMENTARY
SE VIEW

R35

FOR KIDS
AGES
5-12



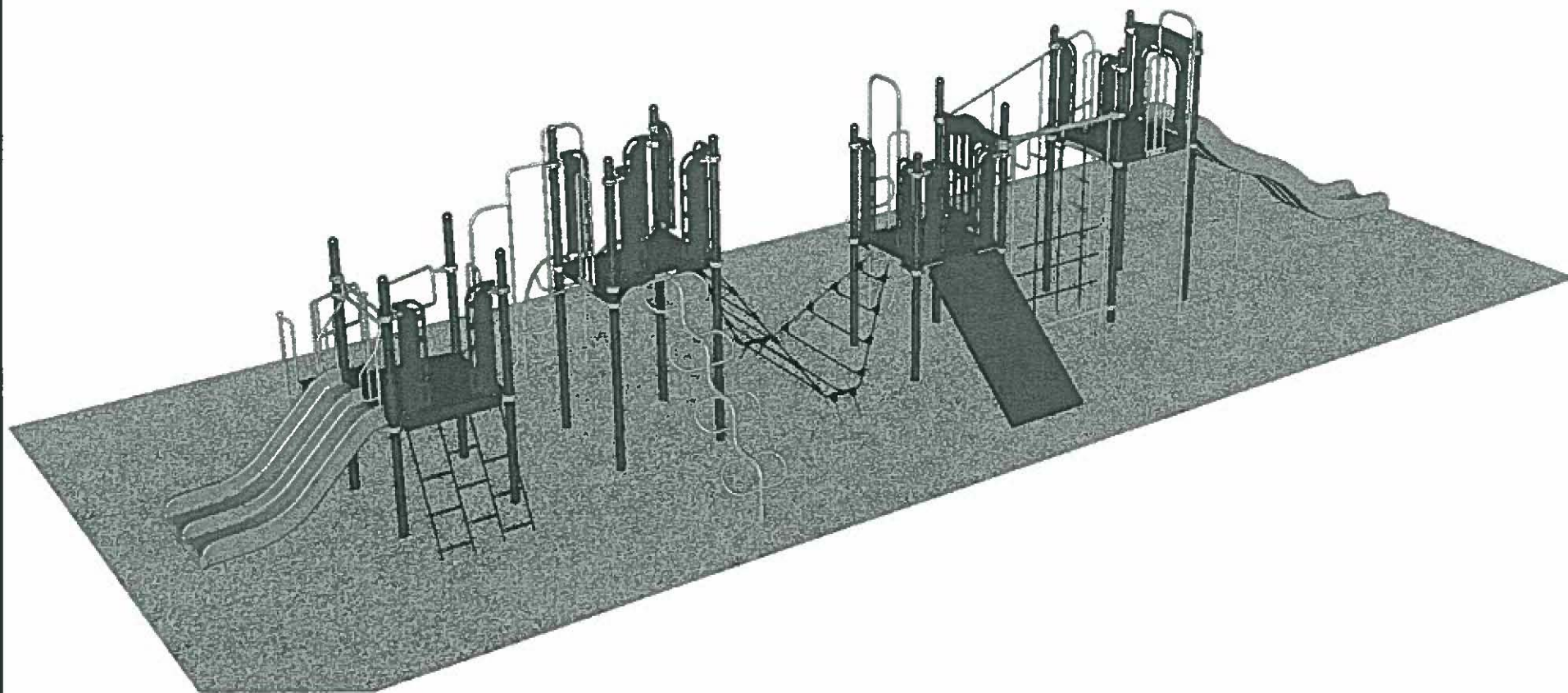
STRUCTURE#: R35AB958A
PROJECT#: RT115D042EA-2
DATE: 11/30/2015 | DRAWN BY: MDM

PLAYCRAFT
SYSTEMS

CLINTON ELEMENTARY
NE VIEW

R35

FOR KIDS
AGES
5-12




STRUCTURE#: R35AB958A
PROJECT#: RT115D042EA-2
DATE: 11/30/2015 | DRAWN BY: MDM

PLAYCRAFT
SYSTEMS

CLINTON ELEMENTARY
NW VIEW

R35

FOR KIDS
AGES
5-12



STRUCTURE#: R35AB958A
PROJECT#: RT115D042EA-2
DATE: 11/30/2015 | DRAWN BY: MDM

PLAYCRAFT
SYSTEMS



Bill of Materials

CLINTON ELEMENTARY
Sheldon Stanley
Clinton Street

Project# RT115D042EA-2
11/30/2015

Item	Description	Quantity
R35AB958A		
HS-1004-R35	Collars	40
GG-8135	Dome Cap, R3.5	16
S-1011-R35-11ft	Post, 11ft R3.5	6
S-1012-R35-12ft	Post, 12ft R3.5	2
S-1013-R35-13ft	Post, 13ft R3.5	8
S-1101-R35	Square Deck	3
S-1105-R35	Half Deck	2
S-1117-R35	Filler, Long (6in)	1
S-1209-30-R35	Transfer Station, 42in-L	1
S-1210-72R35	Climber, Vertical Ladder 66-72in	1
S-1213-6R35	Climber, Firepole 66-72in	1
S-1216-4R35	Climber, Grip 42-48in	1
S-1219-6R35	Climber, Deep Rung Arch 66-72in	1
S-1220-6R35	Climber, Centipede 66-72in	1
S-1221-4R35	Climber, Chain Net 42-48in	1
S-1222-4R35	Climber, Snake 42-48in	1
S-1226-6R35	Climber, Side 66-72in	1
S-1231-42x24R35	Climber, Clever 6-60in (42in, 24in Rise)	1
S-1314-R35L	Access Wall (Left)	1
S-1528-R35	Link, Angled Net (90in)	1
S-1702-3R35-CAN_42	Slide, Double 42in (CSA)	1
S-1704-6R35-CAN	Slide, Wave 72in (CSA)	1
S-1950-R35	Net Wall, Chain	1
HS-1007-R35	Extra Hardware	2