City of Burnaby

2017 Board of Variance Notice of Appeal Form

OFFICE OF THE CITY CLERK

Burnaby City Hall, 4949 Canada Way, Burnaby BC, V5G 1M2, Phone: 604-294-7290 Email: clerks@burnaby.ca

Applicant

Name of Applicant: Chris Williams (Basil Restoration Ltd)

Mailing Address: 106 – 1089 East Kent Ave N.

City/Town: Vancouver Postal Code: V5X 4W9

Phone Number(s): (H) 604 324 9364 (C) 604 726 4169

Email: Chris@BasilRestorationLTD.ca

Property

Name of Owner: Cori Gabana Jamie Fitzgerald.

Civic Address of Property: 7853 Goodland St, Burnaby

I hereby declare that the information submitted in support of this application is, to the best of my knowledge, true and correct in all aspects, and further that my plans have no conflict with municipal bylaws other than those applied for with in this application.

06-Feb-2018
Date

Applicant Signature

Office Use Only

Appeal Date: 2018 March 01 Appeal Number BV#: 6322

Required Documents:

- ☐ Fee Application Receipt
- ☐ Building Department Referral Letter
- ☐ Hardship Letter from Applicant
- ☐ Site Plan of Subject Property

Any documents submitted in support of this Board of Variance Appeal will be made available to the Public

January 7, 2018

City of Burnaby – Building Department

Project Address: 7853 Goodlad Street, Burnaby, BC

To whom it may concern:

Thank you for your time and consideration in reviewing our application for a variance to our building permit. We are hoping to extend our current deck 3 feet beyond its current depth and enlarge the fireplace "bump out" in our family room.

This letter outlines our reasons for these requests. As well, we have discussed these changes with our neighbors and have attached letters from both of our neighbors (7845 and 7863 Goodlad Street) stating that they have no opposition or concerns with either variance request.

A) DECK EXTENSION (Section 102.7b, Burnaby Building Bylaw):
Our current deck is 8 feet deep and we are hoping to enlarge it to 11 feet in depth. Our lot is 207 feet deep and this small extension will not have a significant impact on lot coverage. Our current deck is insufficient in size to allow for a table and chairs to be placed safely on the deck and allow for an outdoor eating space. The deck extends off of the kitchen and thus is an ideal location for our family to sit together. We want to allow the chairs to be placed a reasonable distance from the railing to ensure the safety of our children. It is not feasible to locate the outdoor eating space on the ground level, as transporting hot food and knives up and the down the stairs would be dangerous.

We did consider the option of a full rebuild rather than a renovation, but we enjoy our current family home and feel it would be very wasteful and have a negative impact on the environment. We thus hope that you will allow this small 3 foot extension to our deck depth.

B) FAMILY ROOM FIREPLACE "BUMP OUT" EXTENSION (Section 102.9, Burnaby Building Bylaw):
Our family room currently has a gas fireplace "bump out" that is not centered in the room. Our renovated family room will have a relocated fireplace to center the fireplace which complies with the building setback requirements. We would like to extend the "bump out" as per the attached drawings to allow for a small amount of shelving adjacent to the fireplace. This "bump out" will not be any closer to the property line than our current or renovated fireplace. This will greatly improve the aesthetics of our family room living space and improve the functionality of this small room.

Sincerely,

Cori Gabana (Property Owner)

Jamie Fitzgerald (Property Owner)

Attachments: Letter from neighbor 7845 Goodlad Street
Letter from neighbor 7863 Goodlad Street

January 4, 2018

Re: Variance Request for 7853 Goodlad Street

Dear City of Burnaby Building Department:

Our neighbours, Cori Gabana and Jamie Fitzgerald of 7853 Goodlad Street, have discussed their proposed renovation with us. This includes their variance request for a larger deck, which would be 3 feet deeper than the existing deck, and the extended "bump out" in the exterior wall next to the fireplace "bump out" adjacent to our property (7845 Goodlad Street). The details of the proposed renovation are included on the drawings submitted to the City for their building permit and variance request.

We do not have any objections to this variance request.

Please contact us if you have any questions.

Name: Craig Law

Address: 7845 Goodlad Street, Burnaby, BC

Signature:

Date: January 4, 2018

Phone Number: 604-553-7845

January 4, 2018

Re: Variance Request for 7853 Goodlad Street

Dear City of Burnaby Building Department:

Our neighbours, Cori Gabana and Jamie Fitzgerald of 7853 Goodlad Street, have discussed their proposed renovation with us. This includes their variance request for a larger deck, which would be 3 feet deeper than the existing deck. The details of the proposed renovation are included on the drawings submitted to the City for their building permit and variance request.

We do not have any objections to this variance request.

Please contact us if you have any questions.

Name: Baljit Chelma

Address: 7863 Goodlad Street, Burnaby, BC

Signature: [signature]

Date: January 5, 2018

Phone Number: 604 - 537-3405

City of Burnaby

BOARD OF VARIANCE REFERRAL LETTER

DATE: January 31, 2018	*This is **not** an application. Please submit this letter to the Clerk's office (ground floor) when you make your Board of Variance application.*
DEADLINE: February 6, 2018 for the March 1, 2018 hearing.	
APPLICANT NAME: Chris Williams	
APPLICANT ADDRESS: 106-1089 East Kent North, Vancouver, BC V5X4V9	
TELEPHONE: 604-726-4169	

PROJECT			
DESCRIPTION: Addition to main floor only and interior alteration to an existing single family dwelling			
ADDRESS: 7853 Goodlad Street			
LEGAL DESCRIPTION:	**LOT: 4**	**DL: 90**	**PLAN: 21440**

Building Permit application BLD17-10017 will be denied by the Building Department because the design is not in compliance with Burnaby Zoning Bylaw No. 4742:

Zone R2 / Sections 6.12(3)(a)

COMMENTS:

The applicant proposes to build an addition to main floor only and interior alteration to existing single family dwelling. In order to allow the Building Permit application to proceed, the applicant requests that the following variances be granted:

1) To vary Section 6.12(3)(a) – "Exception to Side Yard Requirements" of the Zoning Bylaw requirement for the minimum side yard width from of 5.20 feet to 4.36 feet.

Notes:
1. The applicant recognizes that should the project contain additional characteristics in contravention of the Zoning By-law, a future appeal(s) may be required.
2. The applicability of this variance, if granted, is limited to the scope of the proposal shown on the attached plans.
3. All new principal building projections into the resulting required yards will conform to the requirements of Section 6.12.
4. Fences and retaining walls will conform to the requirements of Section 6.14.

AB

Peter Kushnir
Deputy Chief Building Inspector

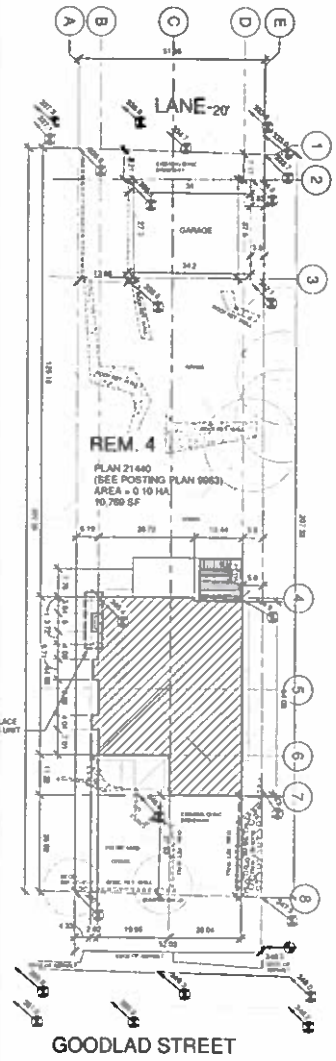

ONLY EXTERIOR CHANGE
REMOVE EXISTING FIRPLACE AND REPLACE
WITH LONGER OPENING FOR NEW GAS UNIT

PROJECT SPECIFIC - SCOPE OF WORK

Landscaping
No work to be done
No new retaining walls

Exterior Building Envelope
Paint window Changes

Interior Design
New Kitchen design
New bathroom design
New Main floor fireplace design
Proposes non-load-bearing interior walls

Accessory Structure
No work to be done

Project Information

Property Owner	Cory Gaborie & James Fitzgerald
Site Address	7953 Goodlad Street, Burnaby
Project Type	Interior & Deck Renovations
Jurisdiction Authority	City of Burnaby
Legal Description	District Lot 68, Group 1 New Westminster District, Plan 21440
Zone	R-2
Subdivision	N/A
Design Consultant	Kirsten Sutton
Builder	Clive Williams - Goal Construction LTD

Zoning Analysis

	EXISTING & UNCHANGED		
Lot Size	10,789 SF		
Lot Depth	EAST -207.00', WEST - 207.00'		
Lot Width	SOUTH -52.04', NORTH -51.99'		
Site Coverage	10,789 SF		
	Existing	Allowed	Proposed
Main LVL FSR	2697 SF	N/A	Unchanged
UPPER LVL FSR	1053 SF	N/A	1057 SF
TOTAL FSR	3750 SF	4739.3 SF	3874 SF
	Required/Allowed		
Deck and porch	661.92 SF 6%		289 SF - 2.6%
Covered Deck			
Site Grades	EXISTING & UNCHANGED		
Front	27.53 FT		
Rear	125.88 FT		
Right Side	1.48 FT		
Left Side	0 FT		
Avg Grade =	(125.88+347.4+345.3+344.8) / 4 = 340.875 FT		
Building Mid-Height	32'		
Roof Peak	27'-6"		
Garage Height	10'-3.6"		

Geodetic Elevations

	Required/Allowed	Proposed
Roof Peak Elevation	30.0	373.39 FT
Roof Mid-Point Elevation	25.0	367.89 FT
Upper Floor Ceiling Elev		360.54 FT
Upper Floor T.O.F Elev		359.54 FT
Upper Deck Elev		359.37 FT
Main Floor T.O.F Elev		349.87 FT
Main Step Down Elev		349.67 FT
Garage Slab		339.46 FT
Average Grade		373.3 FT
Driveway Slope		2.9% Slope
Typical Walkway Slope		

Elevations are based on geodetic datum. Benchmark: Control Monument 64H1418
Located on District Lot 68, Group 1, New Westminster District, Plan 21440
Elevation = 167.776 ft (5.419 meters) geodetic. BCGS: 92G.008
City of Burnaby, B.C.

The subject property may be subject to the following charges as indicated on current Certificate of Title
NO. 686-776-666
S.F.U.R. Property Polsperrow
DATE: March 24, 2017
FILE: 2016151 DMG

GENERAL NOTES

These drawings have been prepared by D3 Dimension Drafting and Design Inc. to conform to the current residential standards of the BCBC (2012).

The Builder is responsible for ensuring that all construction conforms to provincial and local codes and bylaws.

Dimensions take precedence to scale drawings.

Dimensions to be taken from outside face of sheathing for exterior walls and face of studs for interior walls as shown.

Floor framing is unbalanced, staged framing and beam locations @ beam pockets

Structural lumber to be No.2 SPF or better

Between all exterior top plates and double plates, require 6 MIL poly

6 MIL poly is required at all connections points between interior and exterior walls

Floor assembly to be constructed with dampproofing 1 layer

Lumber in contact with concrete to be dampproofed and graded, and anchored with 1/2" anchor bolts @ 16" O.C. max.

Lintels to be 65-3x10 U.N.O.

Double joists or parallel partitions (opt. 2x10 blocking at 24" O.C.)

Dwelling wood near cement S.C. varnishless caulk

All openable windows to be standard sliding glazing, U.N.O.

Waterproof sheetboard required on bathroom walls

Provide a bond-breaking material between foundation or rock and slabs

Exterior dimensions to be measured from outside of sheathing

All interior dimensions to be measured to the centre of stud, except where otherwise noted

Site Requirements

-No retaining wall shall be constructed on any lot having an exposed height greater than 4 ft
-Any exposed concrete over 2 ft in height shall be architecturally treated

Exterior Design

-No exposed concrete block is permitted
-Exposed concrete foundation walls are not to exceed 1.64 ft in height
-In General, the main materials used on the front of the house should be used on all other facades
-All gable faces shall be a minimum double fascia of 6 7/16" with an 8 3/16" LRO

Roof & Building Materials

-Any fascia gutter must be properly integrated with wood fascia boards to meet building setbacks
-Exterior vertical walls are to be non-combustible 30min rated

Driveways & Garages
-The garage shall have sliding doors with raised panels or plywood prefabricated detailing
-Garage should be painted to match proposed buildings design and colour scheme
-Garage dimensions are taken from the outside of sheathing
-Driveways shall be constructed of asphalt, exposed aggregate, stamped concrete, brick or combination.
-No gravel driveways or parking areas UNO

No buildings or driveways shall be constructed on the lots unless necessary to reduce storm water run-off flows from buildings and driveways/lot must apply by the run-off from buildings, driveways and any other impervious surfaces constructed on the lot being re-charged back to the ground through multiple subsurface storm water management systems such as rock pits or infiltration chambers and run-off from driveways which slope to the public road or municipal property being intercepted at the property lines by the provision of suitably designed and constructed absorbent strip such as grass-drain or permeable interlocking concrete pavers.

All Construction and installation of materials and equipment shall be done in accordance with good building practices, following manufacturers instructions and conforming to the BCBC (2012).

All Structural specifications to be designed and certified by a structural engineer. Any discrepancies shall be brought to D3 Dimension Drafting and Design Inc. attention.

It is the responsibility of the contractor or builder to check and verify all dimensioning and to ensure all work conforms to all local bylaws or regulations, and to the current edition of the BCBC (2012).

D3 Dimension Drafting and Design Inc. accepts no liability for error or omissions.

These plans conform to the B.C. Building Code 2012

PLAN

These drawing copies or any copies thereof
-May only be opened for viewing by D3 Dimension Drafting Design Ltd
-May only be viewed for the designated purposes indicated
-Are issued with the understanding that D3 Dimension Drafting Design Ltd will be responsible for their work only to the extent of viewing corrected copies, in the event of an error or omission of the same
-All work done by D3 Dimension Drafting Design Ltd., is and will remain solely the property of the same
-All rights shall are non-refundable

D3 Dimension Drafting Design Inc

www.d3design.ca

No.	Description	Date

Cori Gaborie and James Fitzgerald

7953 Goodlad Street Burnaby

SITE PLAN

Project number	1647
Date	January 3rd 2018
Drawn by	Jordan Van Bolsel
Checked by	KIRSTEN SUTTON

A101

Scale As indicated

RECEIVED
JAN 30 2018
BUILDING DEPARTMENT

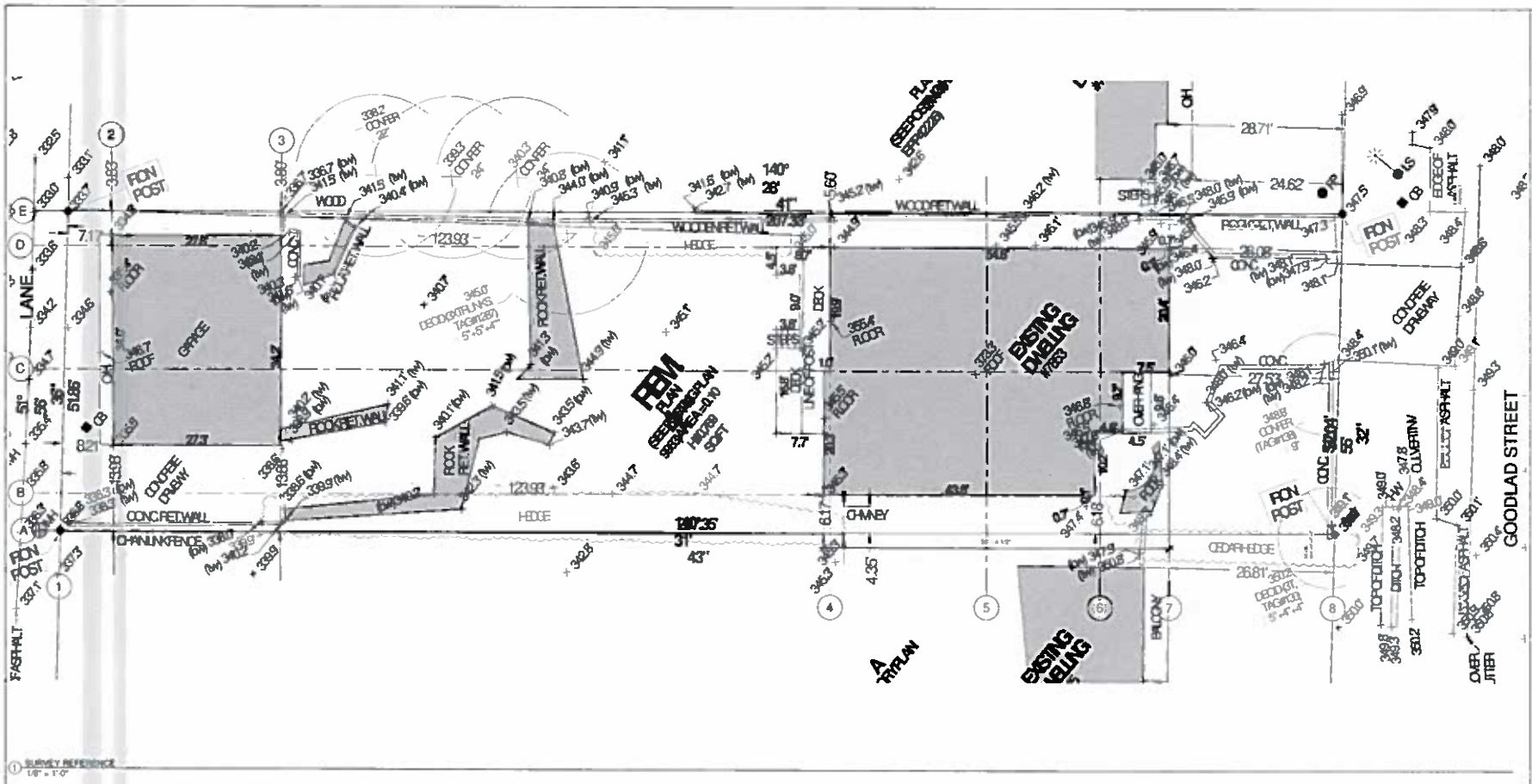
GOODLAD STREET
LANE
EXISTING DWELLING
CONCRETE DRIVEWAY
CHAIN LINK FENCE
HEDGE
CEDAR HEDGE
CONC. RETWALL
WOOD RETWALL
ROCK RETWALL
ROCK RETWALL
GARAGE
CHIMNEY
BALCONY
TOPOFDITCH
DITCH
EDGE OF ASPHALT
CONC.
ASPHALT
SEE SURVEY PLAN EPP82229
SEE SURVEY PLAN BCP48414
SEE SURVEY PLAN BCP48414
PROPERTY LINE
PROPERTY LINE
PROPERTY LINE

TYPICAL ROOF NOTES:

-EAVE OVERHANGS ARE TO BE MEASURE TO THE OUTSIDE FACE OF THE 2"x 10" F.ASCIA BOARD
-GABLE OVERHANGS ARE TO BE MEASURED TO THE OUTSIDE FACE OF THE 2"x10" BARGE BOARD
-EAVE HEIGHTS ARE TO BE MEASURED TO THE TOP OF THE 2"x10" FASCIA BOARD
-ALL ATTIC SPACES TO HAVE A MINIMUM R-50
-VENTILATION ATTIC SPACES = 300 SF

-TYPICAL ROOF OVERhang = 1'

IMPORTANT NOTE:

THIS DRAWING SET WAS CAREFULLY PRODUCED AND CHECKED BY D3 DIMENSION DRAFTING DESIGN AT 1 1/8"=1'-0" AS DETERMINED TO MEET THE RESTRICTIONS AND REQUIREMENTS OF THE CURRENT EDITION OF THE BUILDING CODE. HOWEVER, DUE TO ANOMALIES FROM ONE BUILDING OR DUE TO OWNERS CHANGES OR ALTERATIONS OR +/- 2" ON SITE STRUCTURAL INFORMATION SHOULD ANY LINTEL, BEAM, FOOTING, OR ANY OTHER STRUCTURAL ASPECTS OF THIS SET OF DRAWINGS BE INCORRECT / POSITIONED, SIZED, SPECIFIED, OR BEYOND THE SCOPE OF THE BUILDING CODE HAVING JURISDICTION THE COMPLETE SET OF DRAWINGS MUST BE CHECKED, SIGNED, DATED AND SEALED BY A QUALIFIED CERTIFIED STRUCTURAL ENGINEER

THESE DETAIL DRAWING COPIES OR ANY COPIES THEREOF
MAY ONLY BE ISSUED BY D3 DIMENSION DRAFTING DESIGN LTD
MAY ONLY BE DISTRIBUTED BY D3 DIMENSION DRAFTING DESIGN LTD
MAY ONLY BE USED FOR THE DESIGNATED PURPOSE INDICATED
ARE ISSUED WITH THE UNDERSTANDING THAT D3 DIMENSION DRAFTING DESIGN LTD. WILL BE RESPONSIBLE FOR THEIR WORK ONLY TO THE EXTENT OF ISSUING CORRECTED COPIES IN THE EVENT OF AN ERROR OR OMISSION OF THE SAME AND ALL WORK DONE BY D3 DIMENSION DRAFTING DESIGN LTD. IS AND WILL REMAIN SOLELY THE PROPERTY OF THE SAME
ALL FUNDS PAID ARE NON-REFUNDABLE

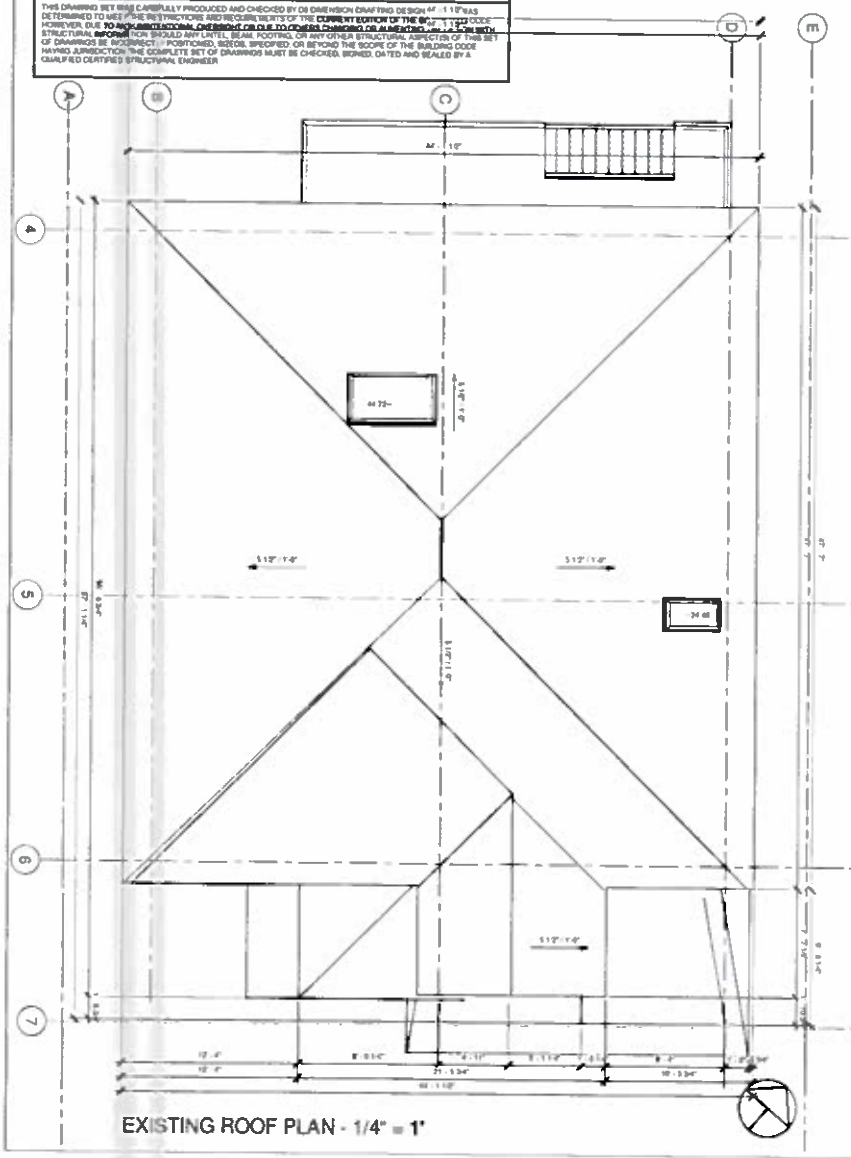

EXISTING ROOF PLAN - 1/4" = 1'

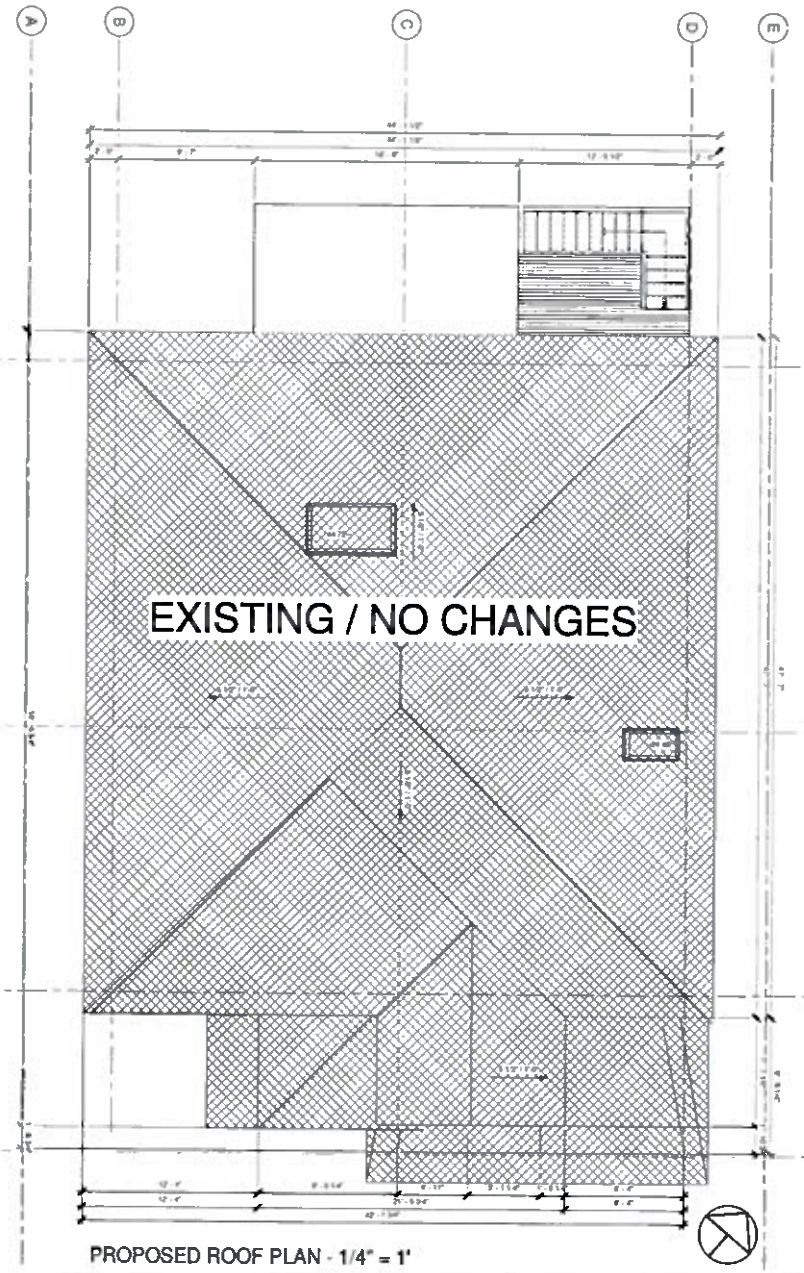

PROPOSED ROOF PLAN - 1/4" = 1'

RECEIVED
JAN 30 2018
BUILDING DEPARTMENT

D3 Dimension Drafting Design Inc.

www.d3design.ca

No.	Description	Date

Cori Gelbana and Jamie Fitzgerald

7853 Goodlad Street Burnaby

ROOF PLANS

Project number	1447
Date	January 3rd 2018
Drawn by	Jordan Van Brabant
Checked by	KIRSTEN SUTTON
Scale	As indicated

A104

TYPICAL ELEVATION CONSTRUCTION NOTES:

- WALL CLADDING TO BE ON RAINSCREEN WITH 'MF' STRAPPING
- CAULK JOINTS BETWEEN DISSIMILAR MATERIALS
- FLASH ALL WEATHERPROTECTED EXTERIOR OPENINGS
- FLASHING TO BE MIN. 5% SLOPE AND HAVE END DAMS
- ALL WINDOW OPENERS TO BE CONFIRMED BY OWNER
- DOORS TO CONFORM TO SECTION 9.6 OF THE BUILDING CODE
- WINDOWS TO CONFORM TO SECTION 9.7 OF THE BUILDING CODE
- SEE ROOF PLAN FOR ROOF PITCHES AND OVERHANGS
- ALL HANDRAILS & GUARDS TO B.C.B.C. 9.8.8.1.5.
- ALL EXTERIOR WINDOWS AND DOORS TO MEET NORTH AMERICAN FENESTRATION STANDARDS
- SEE ELEVATIONS FOR WINDOW HEAD HEIGHT
- ALL BEDROOM WINDOWS TO BE CRANK OUT, RATHER THAN HUNG WINDOWS TO MEET EGRESS ALLOWANCE OF 0.35m²

IMPORTANT NOTE:

THIS DRAWING SET IS BE CAREFULLY PRODUCED AND CHECKED BY D3 DIMENSION DRAFTING DESIGN Ltd. AND WAS DETERMINED TO MEET THE RESTRICTIONS AND REQUIREMENTS OF THE CURRENT EDITION OF THE BC BUILDING CODE HOWEVER, DUE TO ANY UNINTENTIONAL OVERSIGHT OR DUE TO OTHERS CHANGING OR ALTERING THE DESIGN WITH STRUCTURAL INFORMATION SHOULD ANY LINTEL, BEAM, FOOTING, OR ANY OTHER STRUCTURAL ASPECTS OF THIS SET OF DRAWINGS BE INCORRECTLY POSITIONED, SIZED, SPECIFIED, OR BEYOND THE SCOPE OF THE BUILDING CODE HAVING JURISDICTION, THE COMPLETE SET OF DRAWINGS MUST BE CHECKED, SIGNED, DATED AND SEALED BY A QUALIFIED CERTIFIED STRUCTURAL ENGINEER

SOUTH & EAST OPENING ALLOWANCE

ABHAVE 9.6.1 PRESCRIPTIVE METHOD REQUIRES ALL FACES BE THEIR BE VERTICAL FENESTRATION EQUAL OR LESS THAN 40 % AND SKYLIGHT FENESTRATION EQUAL OR LESS THAN 5%

NO CHANGES TO THE EXTERIOR DESIGN & NO CHANGES TO EXISTING OPENINGS THEREFORE, SPATIAL SEPERATION REMAINS THE SAME

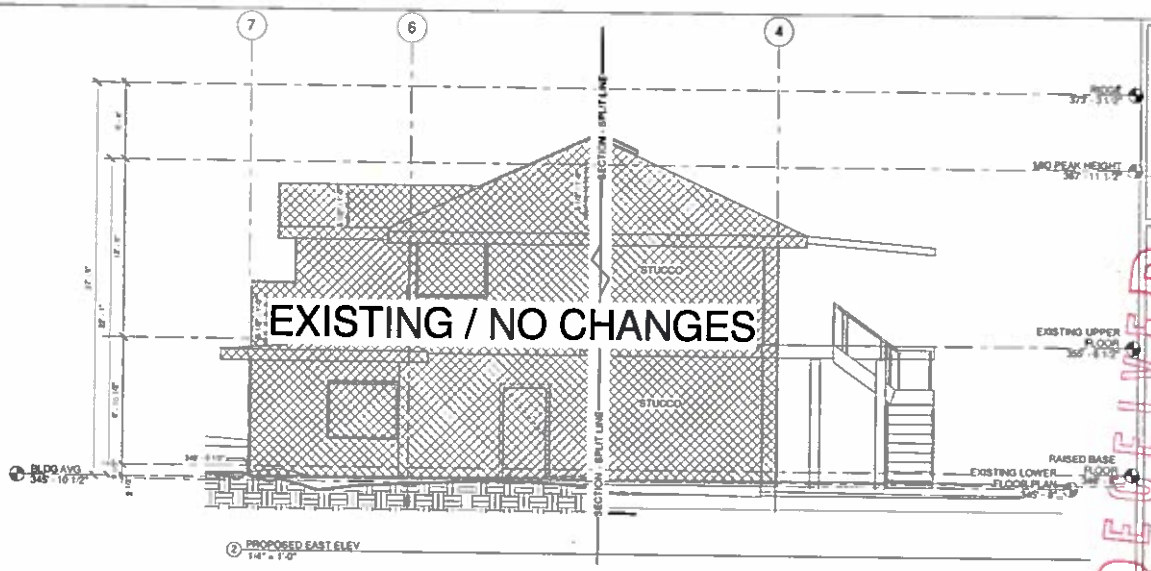

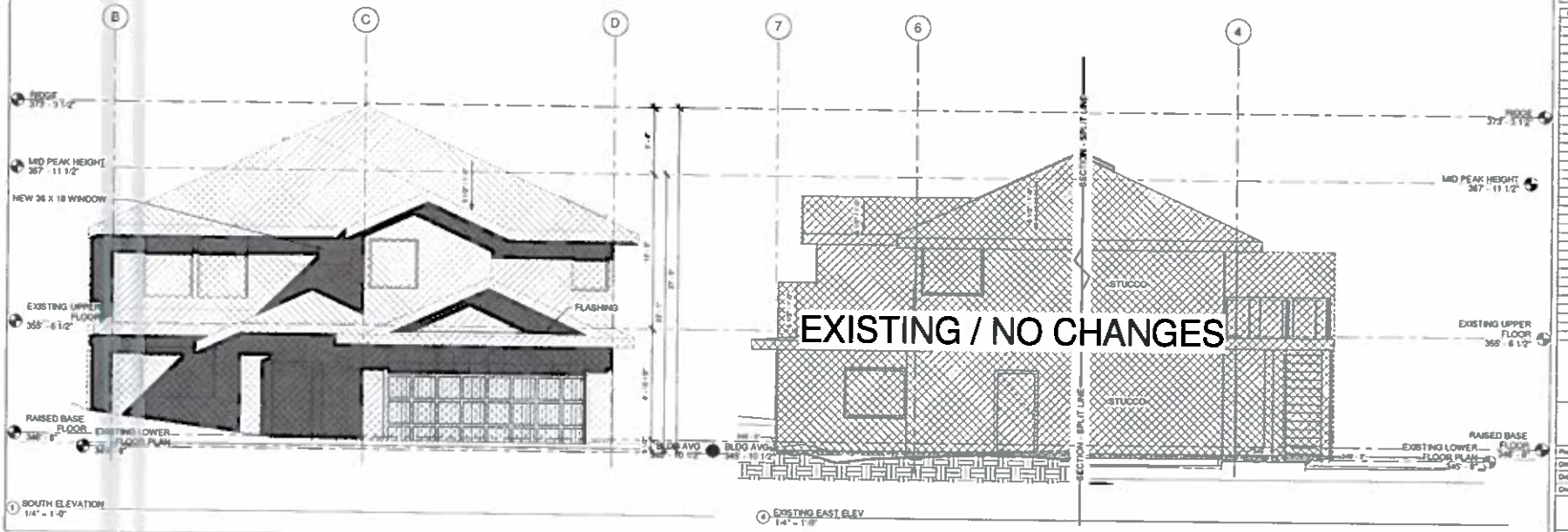

D3 Dimension Drafting Design Inc
www.d3design.ca

RECEIVED
JAN 30 2018
BUILDING DEPARTMENT

No.	Description	Date

Carl Gabana and James Fitzgerald

7853 Goodlad Street Burnaby

SOUTH & EAST ELEVATIONS

Project number	1447
Date	January 3rd 2018
Drawn by	Jordan Van Brabel
Checked by	KIRSTEN SUTTON
Scale	As indicated

A105

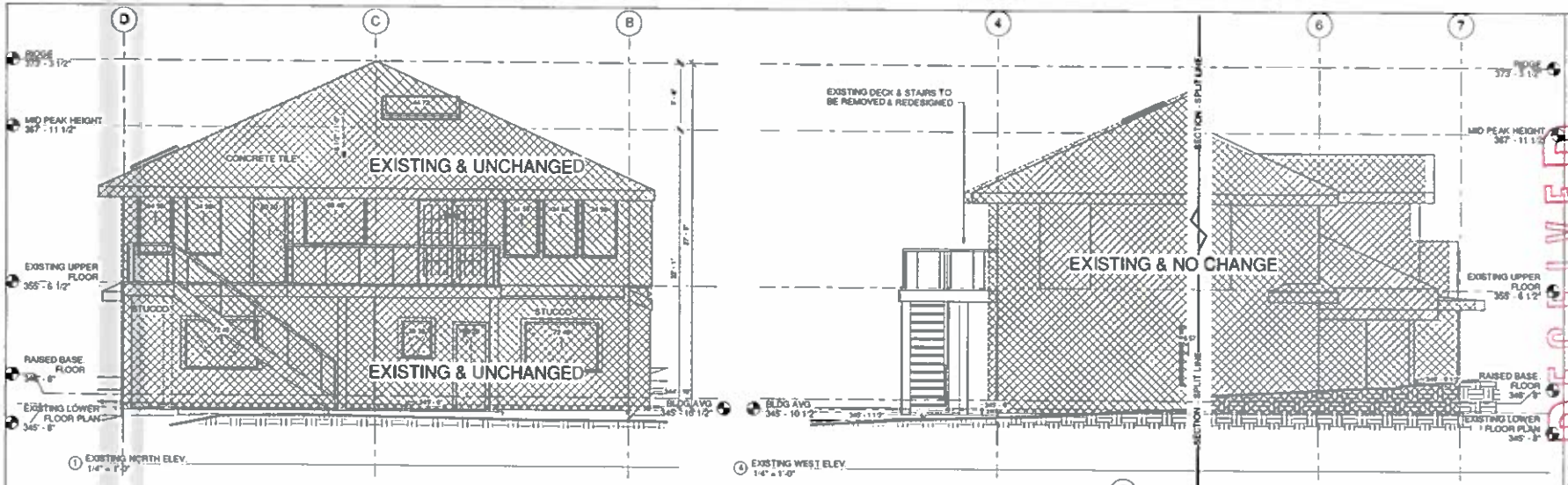

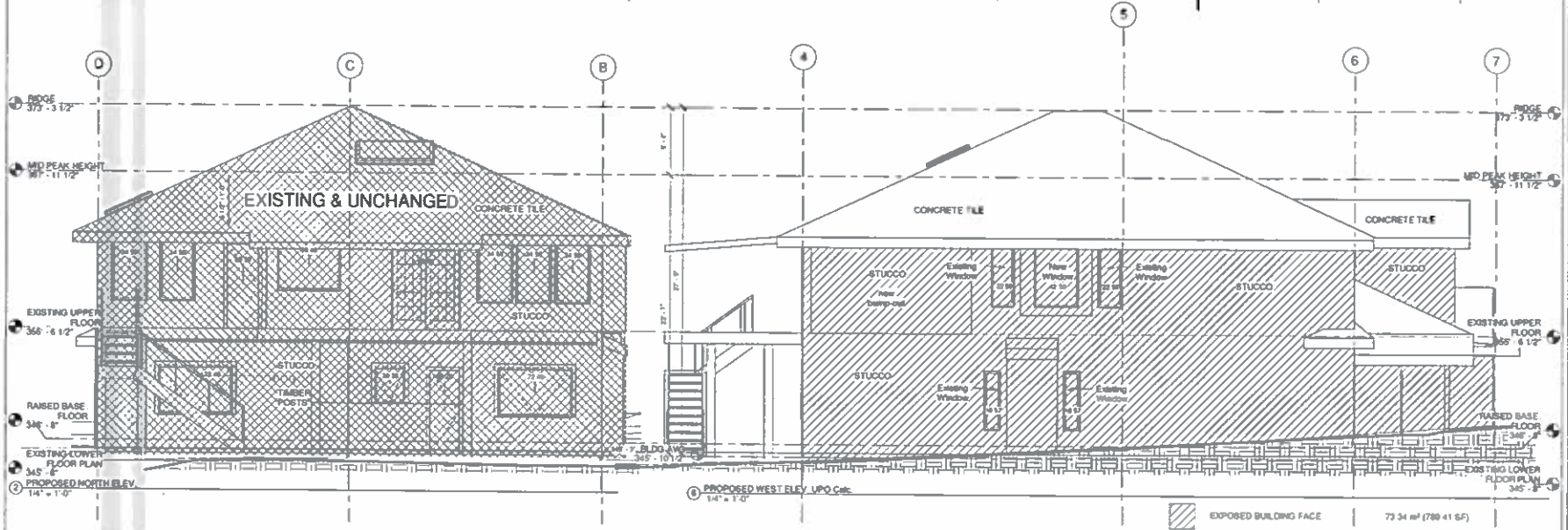

TYPICAL ELEVATION CONSTRUCTION NOTES:

- WALL CLADDING TO BE ON RAINSCREEN (MIN 3/8" STRAPPING)
- CAULK JOINTS BETWEEN DISSIMILAR MATERIALS
- FLASH ALL UNPROTECTED EXTERIOR OPENINGS
- FLASHING TO BE MIN. 5% SLOPE AND HAVE END DAMS
- ALL WINDOW OPENERS TO BE CONFIRMED BY OWNER
- DOORS TO CONFORM TO SECTION 9.6 OF THE BUILDING CODE
- WINDOWS TO CONFORM TO SECTION 9.7 OF THE BUILDING CODE
- SEE ROOF PLAN FOR ROOF PITCHES AND OVERHANGS
- ALL HANDRAILS & GUARDS TO B.C.B.C. 9.8.8 & 9.8.7.5
- ALL EXTERIOR WINDOWS AND DOORS TO MEET NORTH AMERICAN FENESTRATION STANDARDS
- SEE ELEVATIONS FOR SILL HEIGHT OF WINDOWS
- ALL BEDROOM WINDOWS TO BE CRANK OUT, RATHER THAN HUNG WINDOWS TO MEET EGRESS ALLOWANCE OF 0.35m²

NORTH & WEST OPENING ALLOWANCE

ASHRAE 90.1 PRESCRIPTIVE METHOD REQUIRES ALL FACES BE THEIR BE VERTICAL FENESTRATION EQUAL OR LESS THAN 40 % AND SKYLIGHT FENESTRATION EQUAL OR LESS THAN 5%.

NORTH NO CHANGES TO THE EXTERIOR DESIGN & NO CHANGES TO EXISTING OPENINGS THEREFORE, SPATIAL SEPERATION REMAINS THE SAME.

WEST. SEE SHEET 109 FOR UPDATED SPATIAL SEPERATION

	EXPOSED BUILDING FACE	73.34 m² (789.41 SF)
	GLAZING OPENINGS	3.16 m² or 4.31% (34 SF)
	LIMITING DIST.	1.42m (4.67 FT)
	ALLOWED GLAZED OPENINGS	5.87 m² or 8%

IMPORTANT NOTE:

THIS DRAWING SET WAS CAREFULLY PRODUCED AND CHECKED BY D3 DIMENSION DRAFTING DESIGN Ltd. AND WAS DETERMINED TO MEET THE REGULATIONS AND REQUIREMENTS OF THE CURRENT EDITION OF THE BC BUILDING CODE. HOWEVER, DUE TO ANY UNINTENTIONAL OVERSIGHT OR DUE TO OTHERS CHANGING OR ALTERING THE DESIGN WITH STRUCTURAL INFORMATION SHOULD ANY LINTEL, BEAM, FOOTING, OR ANY OTHER STRUCTURAL ASPECTS OF THIS SET OF DRAWINGS BE INCORRECTLY POSITIONED, SIZED, SPECIFIED, OR BEYOND THE SCOPE OF THE BUILDING CODE HAVING JURISDICTION, THE COMPLETE SET OF DRAWINGS MUST BE CHECKED, SIGNED, DATED AND SEALED BY A QUALIFIED CERTIFIED STRUCTURAL ENGINEER.

D3 Dimension Drafting Design Inc.

www.d3design.ca

RECEIVED
JAN 30 2018
BUILDING DEPARTMENT

No.	Description	Date

Cori Gebara and James Fitzgerald

7853 Goodlad Street Burnaby

NORTH & WEST ELEVATIONS

Project number	1447
Date	January 3rd 2018
Drawn by	Jordan Van Brabel
Checked by	KIRSTEN BUTTON

A106

Scale: As indicated

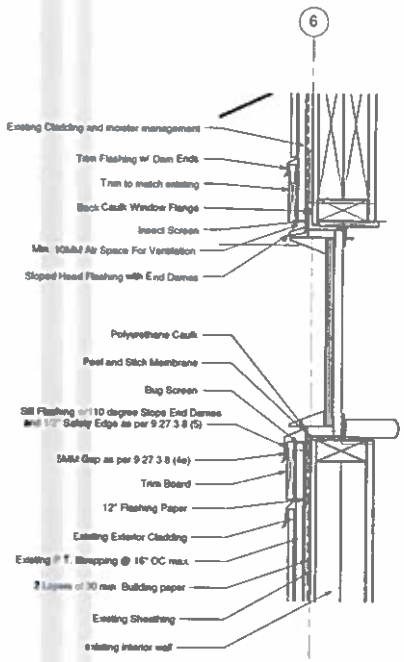

1 Section 1 - Callout 1
3" = 1'-0"

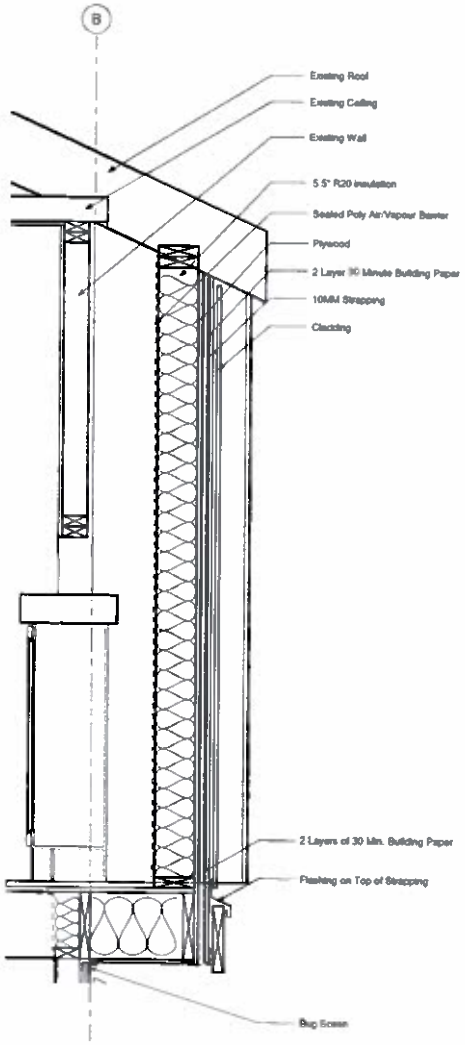

2 Section 2 - Callout 1
1 1/2" = 1'-0"

WHEN CLADDING MUST BE REDONE, IT IS RECOMMENDED TO ADD RAINSCREEN (LATHE) TO PROMOTE VENTILATION REQUIREMENTS.

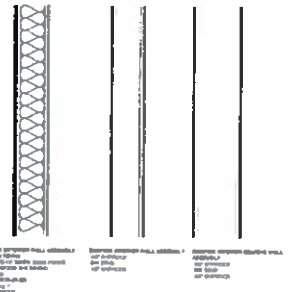

-EXCEPT FOR TUBULAR DAYLIGHTING DEVICES, THE MINIMUM EFFECTIVE THERMAL RESISTANCE VALUES FOR WALLS ALSO APPLY TO SHAFTS FOR DAYLIGHTING.

-A WALL OF FLOOR BETWEEN A CONDITIONED SPACE AND RESIDENTIAL GARAGE MUST BE AIR-TIGHT AND INSULATED BECAUSE, EVEN IF THE GARAGE IS EQUIPPED WITH SPACE HEATING EQUIPMENT, IT MAY IN FACT BE KEPT UNDERHEATED MOST OF THE TIME

EXISTING EXTERIOR WALL ASSEMBLY

-EXTERIOR AIR FILM
-CLADDING MATERIAL AS PER CLIENT DECISION
-VAPOUR PERMEABLE SHEATHING MEMBRANE
2 LAYERS OF 30 MIN BUILDING PAPER OR 1 LAYER OF 60MIN
-1/2" OSB OR PLAYWOOD SHEATHING
-2"X4" WOOD FRAMING
-BATT INSULATION
-6 MIL POLY V.B.
-1/2" GYPSUM WALL BOARD
-INTERIOR AIR FILM

*HARDIE BOARD, IF SELECTED, WILL HAVE THE EQUIVELANT OF R-0.13

THE EFFECTIVE THERMAL RESISTANCE OF RIM JOISTS SHALL BE NO LESS THAN THE REQUIRED FOR ABOVE-GROUND WALLS.

EXCEPT FOR TUBULAR DAYLIGHTING DEVICES, THE MINIMUM EFFECTIVE THERMAL RESISTANCE VALUES FOR WALLS SHALL ALSO APPLY TO SHAFTS FOR SKYLIGHTS

CONSIDERATIONS MUST BE GIVEN TO THE FOLLOWING AT THE TIME OF CONSTRUCTION

-DUCTS LOCATED OUTSIDE THE THERMAL ENCLOSURE ARE SEALED AND INSULATED TO THE EXTERIOR WALL INSULATION REQUIREMENTS
-VENTILATION AND DUCTING MUST BE PROVIDED AS PER B.C.B.C. 2012
-DAMPERS ARE INSTALLED AT THE AIR INLETS AND EXHAUSTS WHERE REQUIRED
-PIPING FOR HEATING OR COOLING SYSTEMS IS LOCATED WITHIN THE THERMAL ENCLOSURE OR ARE FULLY INSULATED
-FORCED AIR SYSTEM WILL BE LOCATED WITHIN THE THERMAL ENCLOSURE
-AIR BARRIER MUST BE INSTALLED AS PER B.C.B.C. 2012
-TEMPERATURE CONTROL SHALL BE INSTALLED ON HEATING AND COOLING EQUIPMENT
-SERVICE WATER HEATING PIPES ARE INSULATED AT THE INLET AND OUTLET OF STORAGE TANKS
-SERVICE WATER HEATERS HAVE TEMPERATURE CONTROLS

-ALL GARAGE DOORS	MINIMUM R 5.1 = 1.1
-ATTIC SPACE	R 5.1 = 7.0 (R-50)
-ROOF ASSEMBLY	R 5.1 = 4.69 (R-28)
-ABOVE GRADE WALLS	R 5.1 = 3.85 (R-22)
-SUSPENDED FLOORS (WOOD)	R 5.1 = 5.46 (R-31)
-FOUNDATION WALLS	R 5.1 = 3.85 (R-22), FULL HEIGHT
-CONCRETE SLABS BELOW GRADE	R 5.1 = 2.1 (R-12)
-WINDOWS	RATED U/R = 1.4

ENERGY EFFICIENCY REQUIREMENTS

THIS HOME IS DESIGNED TO COMPLY WITH THE ENERGY EFFICIENCY REQUIREMENTS AND VALUES FOR CLIMATIC ZONE 5 - LOWER MAINLAND, SOUTHWEST COAST, VANCOUVER ISLAND WITH H.R.V. AND IS DESIGNED UNDER THE PRESCRIPTIVE PATH OF B.C.B.C. 2012

THESE DETAIL DRAWINGS COPIES OR ANY COPIES THEREOF
-MAY ONLY BE ISSUED BY DIMENSION DRAFTING DESIGN LTD.
-MAY ONLY BE DISTRIBUTED BY DIMENSION DRAFTING DESIGN LTD.
-MAY ONLY BE USED FOR THE DESIGNATED PURPOSE INDICATED.
-ARE ISSUED WITH THE UNDERSTANDING THAT DIMENSION DRAFTING DESIGN LTD. WILL BE RESPONSIBLE FOR THEIR WORK ONLY TO THE EXTENT OF ISSUING CORRECTED COPIES IN THE EVENT OF AN ERROR OR OMISSION OF THE SAME
-AND ALL WORK DONE BY DIMENSION DRAFTING DESIGN LTD. IS AND WILL REMAIN SOLELY THE PROPERTY OF THE SAME
-ALL FUNDS PAID ARE NON-REFUNDABLE

THESE PLANS CONFORM TO THE B.C. BUILDING CODE 2012 ED.

RECEIVED
JAN 30 2018
BUILDING DEPARTMENT

D3 Dimension Drafting Design Inc
www.d3design.ca

No.	Description	Date

Cori Gebbens and James Fitzgerald

7853 Goodlad Street Burnaby

DETAILS

Project number	1447
Date	January 3rd 2018
Drawn by	Jordan Van Brabel
Checked by	KIRSTEN SUTTON
D101	
Scale	As indicated