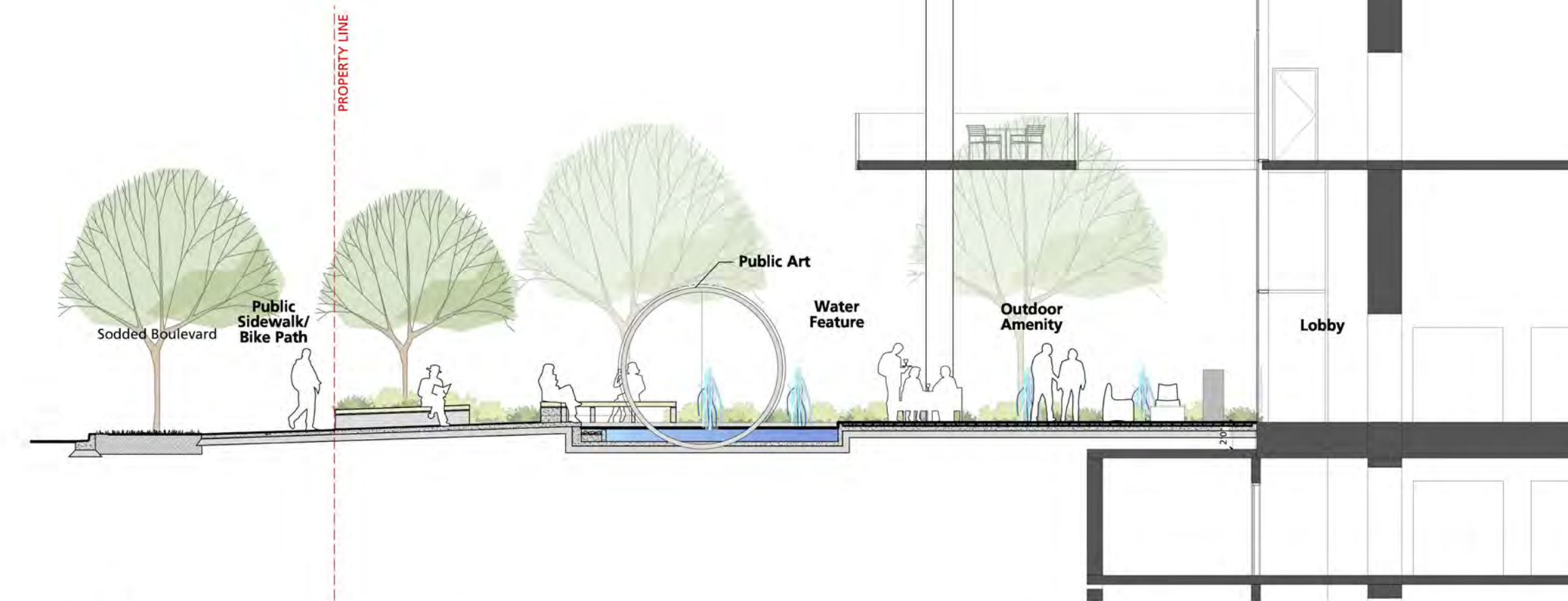


1 Illustrative Sections Through Townhouse  
Scale: 1/8" = 1'0"




2 Illustrative Sections Through Tower Courtyard  
Scale: 1/8" = 1'0"



3 Illustrative Sections Through Tower Courtyard  
Scale: 1/8" = 1'0"





Catenary Lighting



Amenity + Fire Pit



Feature Stone Paving



Laser Cut Gates



Lounge Deck + Chairs



Water Feature + Bubblers



Wood Bench



Water Feature



Linear Stone Walls




Lounge + Fireplace



Resysta Decking




Yew Hedging



Planting for Seasonal Interest



Evergreen Planting Mix



Planting for Seasonal Interest



Colourful Foliage



**Marlborough**  
6556 Marlborough Avenue  
Burnaby, V5H 3M1

PRINCIPALS  
**AMELA BRUDAR**  
ARCHITECT AIBC, MRAIC, LEED AP BD + C  
**PAUL GOODWIN**  
ARCHITECT AIBC, RAIC, LEED AP

GBL ARCHITECTS  
139 East 8th Avenue  
Vancouver BC  
V5T 1R8  
Tel: 604 736 1156  
Fax: 604 731 5279  
Email: chuxtable@gblarchitects.com

© Copyright Reserved. This drawing and design are, and at all times remain, the property of GBL Architects, and can be reproduced only with written consent. This drawing must not be scaled. Contractors shall verify all dimensions prior to commencement of work, and any omissions or discrepancies shall be reported to the architect.

LANDSCAPE PRECEDENTS

Date: 10/09/2019  
Scale:  
Project #: 17072

A-05.03