

# **BURNABY FIRE DEPARTMENT**

**Public Safety Committee Meeting: 2021 May 12**

---

## **STATUS REPORT**

The following status report is based on information regarding activities available to the end of March 2021.

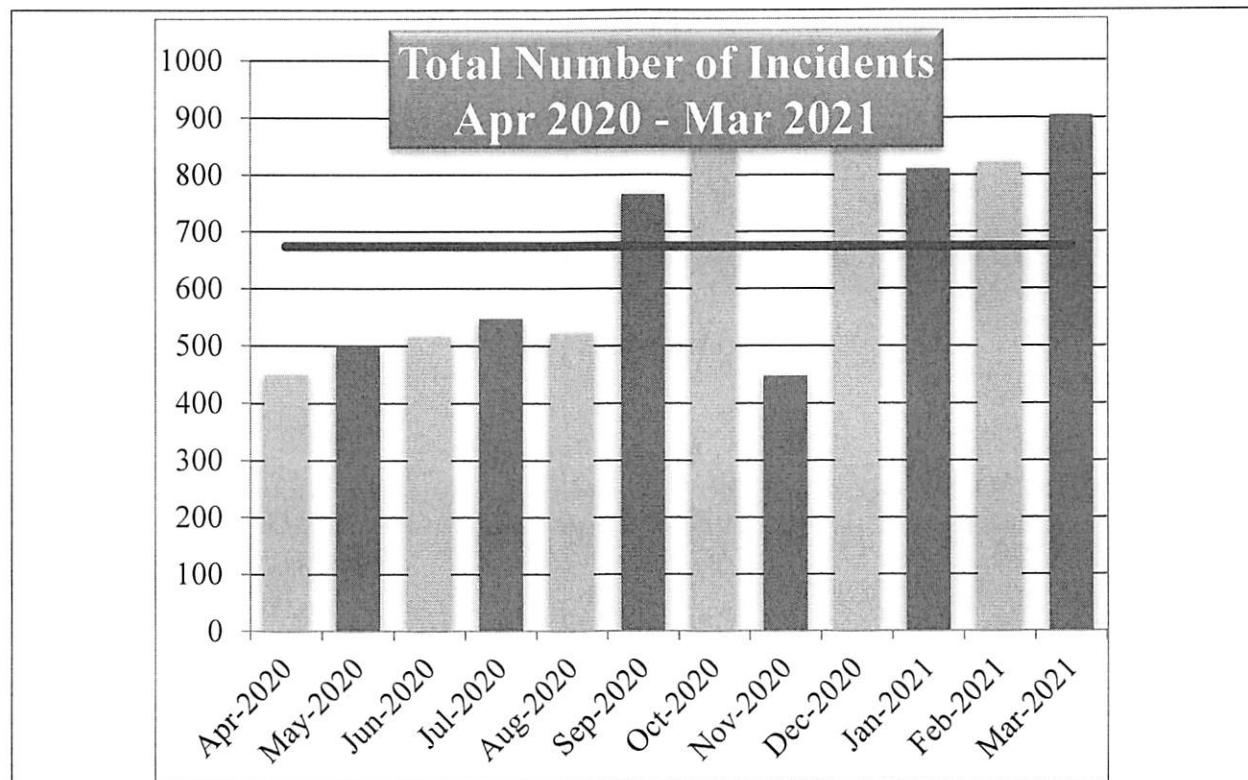
1. Details on Major Incident occurrences within the City
2. High level Statistic Review to communicate trends within the City, including:
  - 2.1 Suppression Division Statistics
  - 2.2 Fire Prevention Division Statistics
  - 2.3 Training Division Programs
3. Summary of Community Outreach Initiatives, including:
  - 3.1 Community Engagements
  - 3.2 Recruitment Engagements

## 1. MAJOR INCIDENTS

<i>Event Type:</i>	Building Fire
<i>Date:</i>	Mar 30 – 17:07, 2021
<i>Street Address:</i>	3355 Wayburne Ave
<i>Response:</i>	2 <sup>nd</sup> Alarm: 6 Engines, 2 Ladders, 1 Rescue, 1 Command Unit
<i>Detail:</i>	<ul style="list-style-type: none"><li>• Multi-Unit Commercial Warehouse</li><li>• Aggressive firefighting protected business prior to significant damage</li></ul>

## 2. STATISTICS REVIEW

### 2.1 Suppression Division Statistics

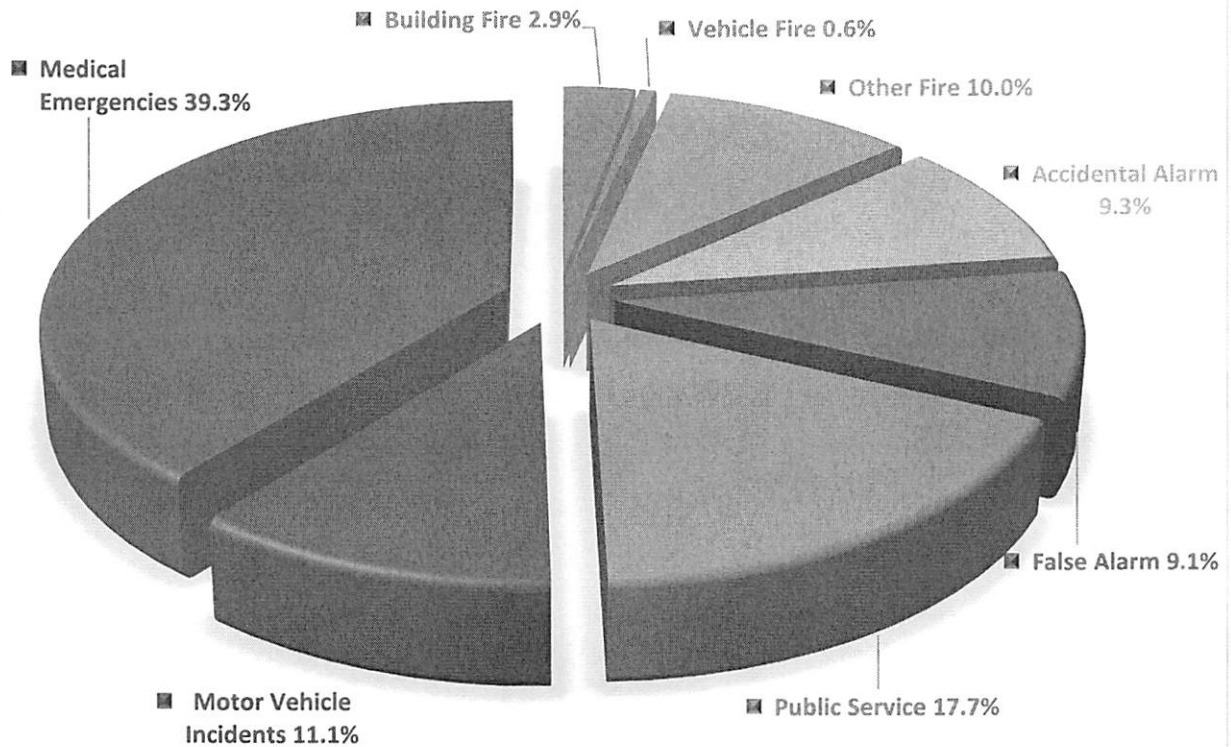


#### Interpretation:

- The reduction in incidents from 2020 Apr → Sep was related to BC Emergency Health Services altering the medical emergency deployment models of the fire service during COVID-19 pandemic in order to sustain critical PPE needs of the Health Care Sector.

- 2020 Total Incidents: 9,124 -30%
- 2019 Total Incidents: 12,929 -5%
- 2018 Total Incidents: 13,585 -13%
- 2017 Total Incidents: 15,550 +10%
- 2016 Total Incidents: 14,028 +9%

### DISTRIBUTION OF INCIDENTS APR 2020 - MAR 2021

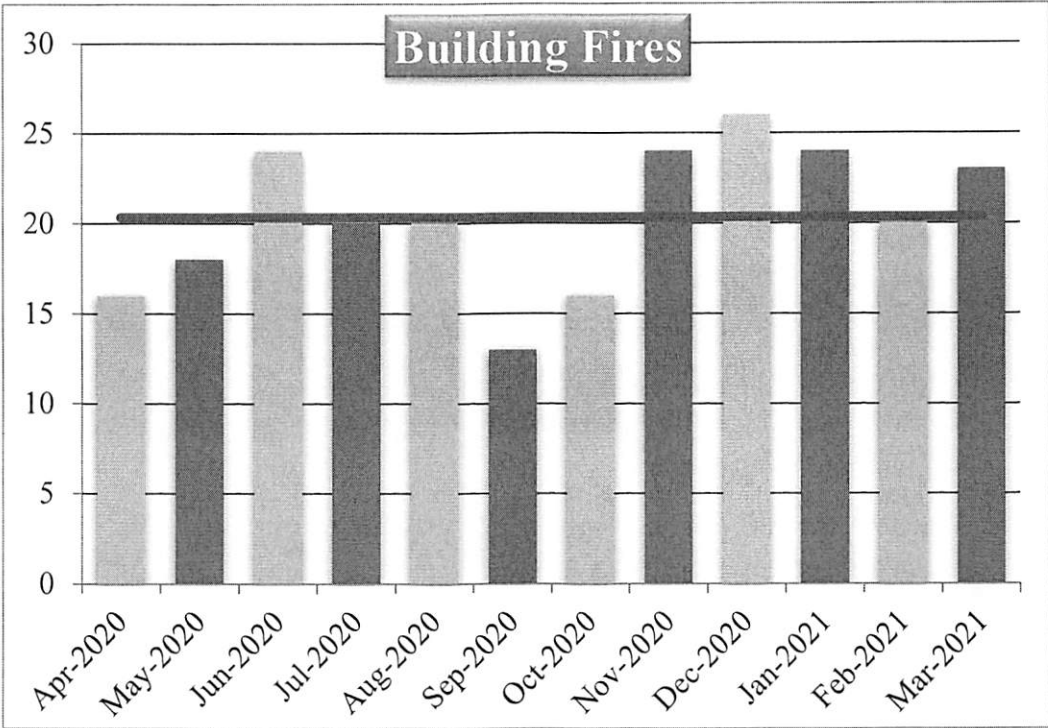


#### *Interpretation:*

- *To Date 12 Month Distribution*

Fire Incidents:	-0.1%
Motor Vehicle Incidents:	+1.1%
Medical Emergencies:	-2.7%
Public Service:	+1.7%
- *2020 Distribution*

Fire Incidents:	32%
Motor Vehicle Incidents:	10%
Medical Emergencies:	42%
Public Service:	16%

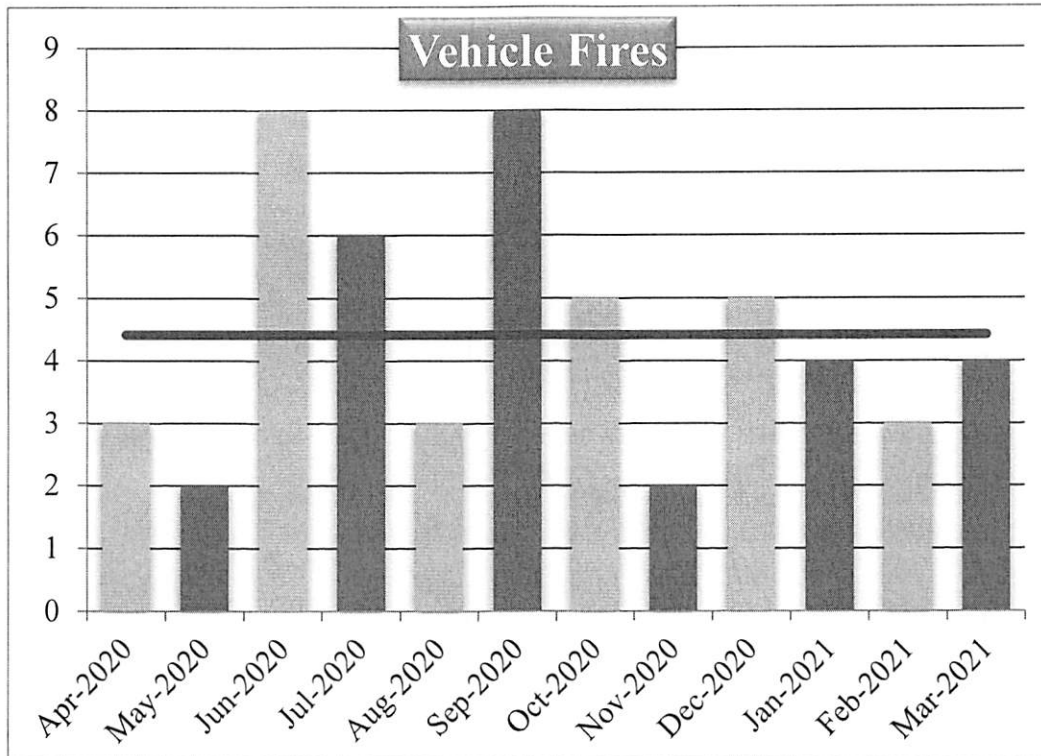


*Interpretation:*

- *As the density of the City increases the number of multi-unit residential and commercial buildings, the firefighting resources required to attack fires within larger, more complex buildings with more lives present also increases. This leads to an increase in 2<sup>nd</sup> and 3<sup>rd</sup> Alarm fire incidents annually.*

*Description:*

- *Fires within all types of buildings and structures.*

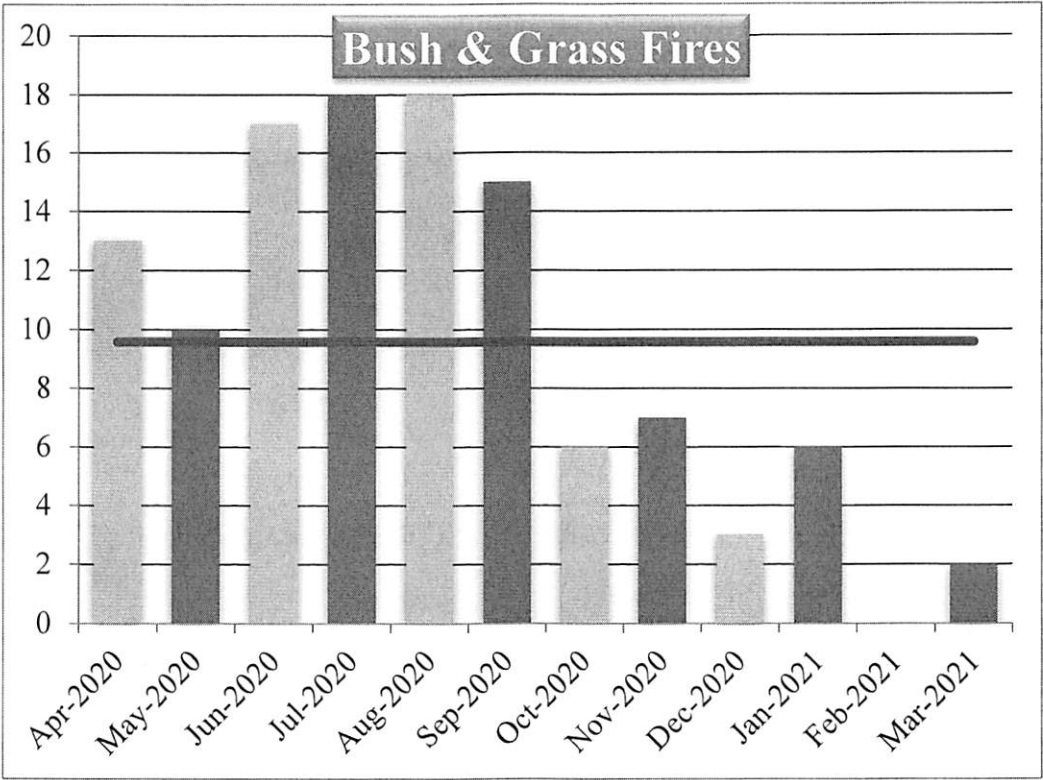


*Interpretation:*

- None provided.

*Description:*

- Fire related to all types of vehicles and mobile equipment:
  - Automobiles
  - Cranes
  - Motorcycles
  - Tractors
  - Trucks
  - Boxcars
  - Fork-lifts
  - Motor homes
  - Trailers
  - Vans

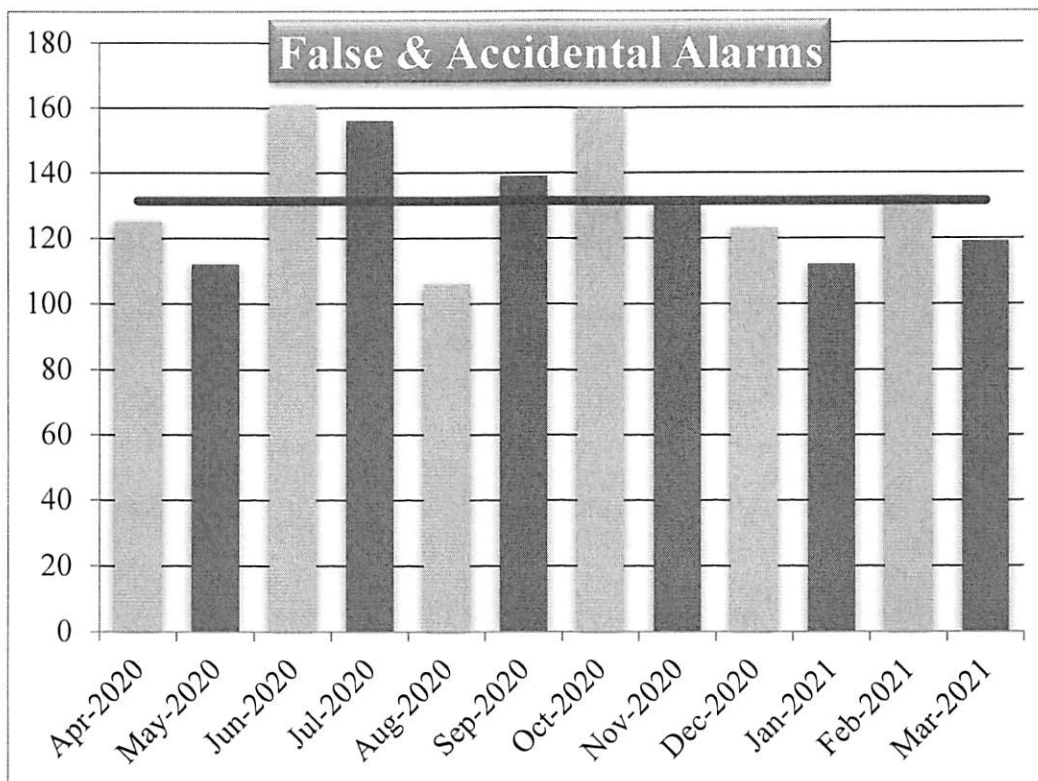


*Interpretation:*

- Fires in outdoor spaces typically increase during the summer months of the year.
- The drying effects of climate change on City wildland spaces has been notable.
- The dry wildland season now begins early in April and extends to October, a six month period.

*Description:*

- Fires related to outdoor spaces and lands



*Interpretation:*

- It is expected that with the increasing density of living within the City, and the increase in buildings required to utilize automatic fire detection systems that the number of False & Accidental Alarm incidents will consistently and continually increase.

*Description:*

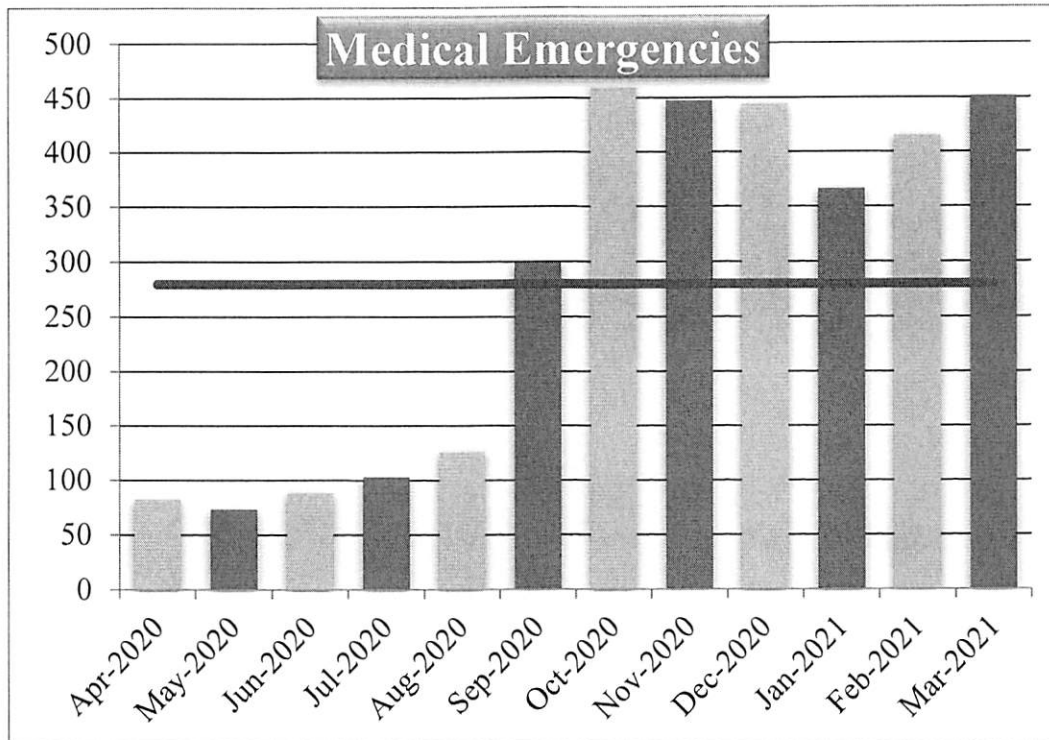
**Accidental Alarm:**

- When there is a malfunction in a fire alarm system
- When a fire alarm is inadvertently activated

**False Alarm:**

- When a person deliberately reports a non-existent fire or emergency
- When a person deliberately activates an alarm system knowing that there is no fire or emergency



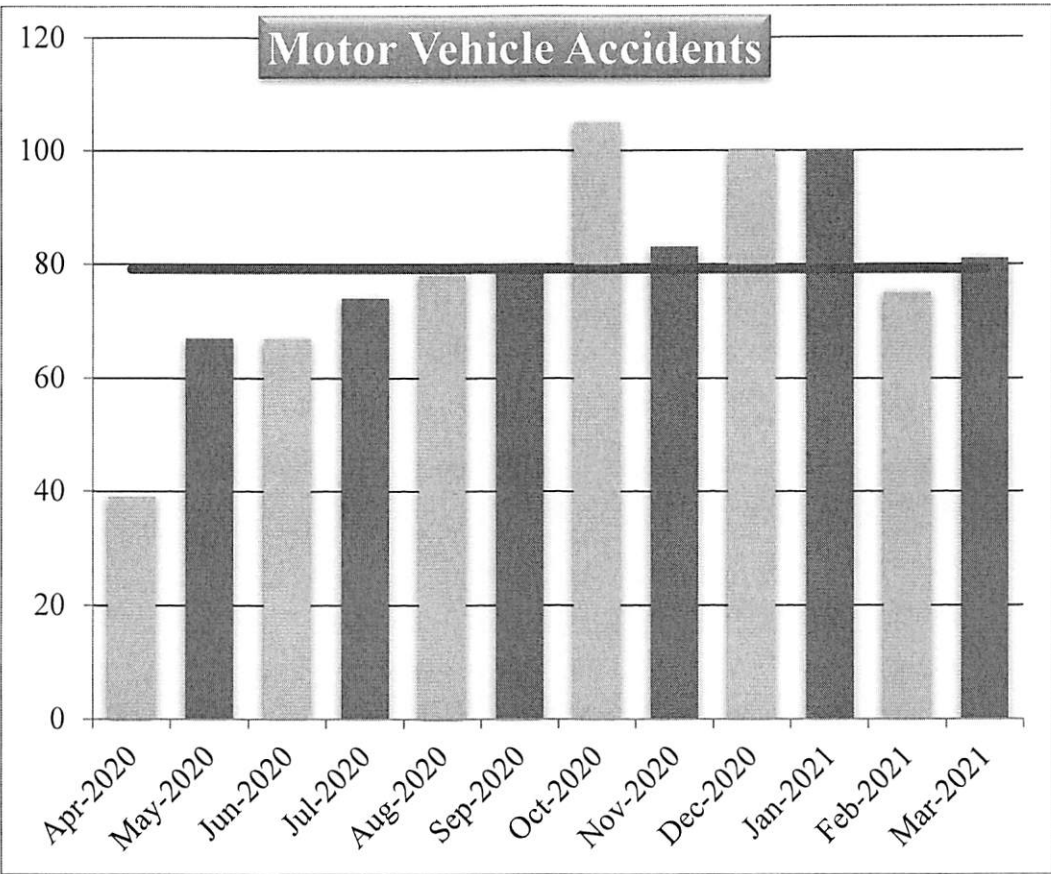


*Interpretation:*

- The reduction in incidents from 2020 Apr → Sep was related to BC Emergency Health Services altering the medical emergency deployment models of the fire service during COVID-19 pandemic in order to sustain critical PPE needs of the Health Care Sector.

*Description:*

- Home accidents
- Industrial accidents
- Sports accidents
- Other medical emergencies
- Cardiac emergencies
- Miscellaneous
- Technical rescues
- Medical emergencies involving assault
- Medical emergencies involving an overdose

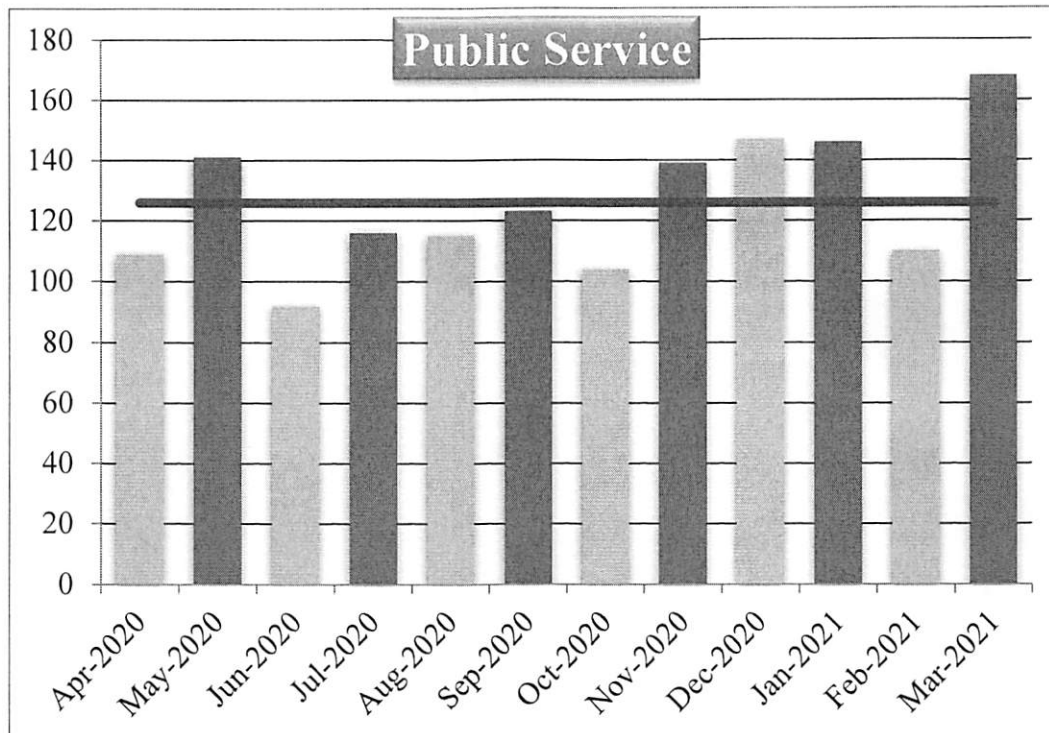


*Interpretation:*

- The reduction in incidents from 2020 Apr → Sep was related to BC Emergency Health Services altering the motor vehicle accident deployment models of the fire service during COVID-19 pandemic in order to sustain critical PPE needs of the Health Care Sector. During this initial period of the pandemic, the fire service was utilized only for high-mechanism of injury accidents where patients were more likely to be in need of Fire Department Heavy Rescue operations.

*Description:*

- Motor Vehicle Accidents with or without injuries



*Interpretation:*

- Even through the pandemic with more residents staying at home, the City is identifying increased citizen needs for non-emergency assistance of the Department.

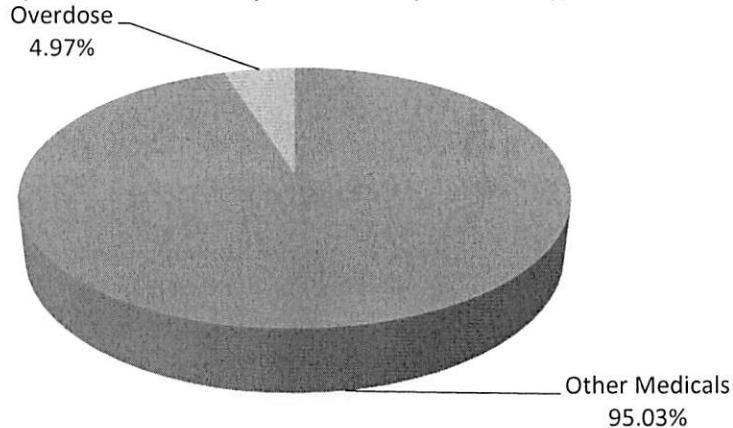
*Description:*

- Assist incapacitated person(s)
- Assist person(s) to gain entry
- Assist police or other agency
- Street/road wash down
- Utility wires down
- Vehicle problems
- Water problems
- Miscellaneous
- Filming on Location
- Public Education/Demonstration/Show & Shines
- Tower Crane Survey

OVER DOSE STATISTICS	February & March
Total Medical Emergencies	866
Total Overdose Incidents	43
% of Medicals that are Overdose Incidents	4.97
Number of Naloxone Interventions	13
Number of Naloxone Doses Administered	20

### Overdose Incidents vs Other Medicals

(For the two month period January & February)



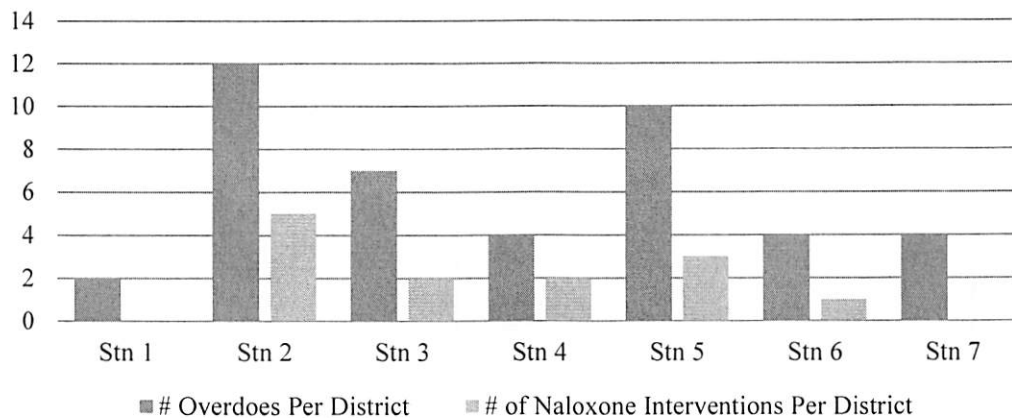
#### Interpretation:

- *Changes in overdose incidents are driven by many factors including instability in product supply (strength), new products, and increased rates of use.*
- *Overdose Incidents Historical*

Jan 2021	10	2.73%
Dec 2020	23	5.18%
Nov 2020	29	6.49%
Oct 2020	20	4.36%
Sep 2020	14	4.68%
Aug 2020	15	11.90%

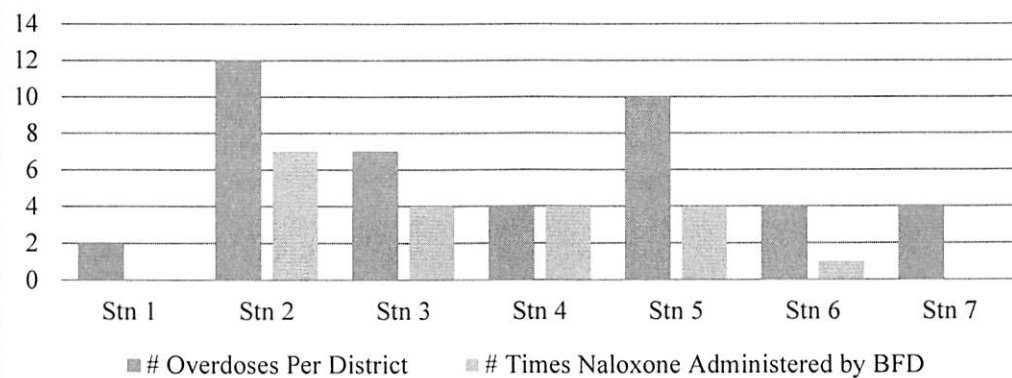
## Naloxone Interventions by District

(For the two month period February & March)



## Naloxone Administered by District

(For the two month period - February & March)



### Interpretation:

- Fire Station #2 - Edmonds services the South-East quadrant of the City
- Fire Station #5 – Hastings services the North-West quadrant of the City
- Fire Station #3 – Metrotown services the South-West quadrant of the City
- Fire Station #4 – Duthie services the Northern quadrants of the City
- Fire Station #6 – Brighton services the North-East quadrant of the City

## 2.2 Fire Prevention Division Statistics

<b>Approval &amp; Reviews - Completed</b>	<b>2021 January to March Total</b>
Pre-Final Buildings	3
Building Final Approvals	59
Fire Safety Plan Approvals	37
Permit Application Reviews	165
Alternative Solutions Code Report Reviews	5
Witnessed Life Safety Functional Tests	28
Business Licenses	93
Sprinkler	61
Day Care Application	2
Flow Tests	5
	458

<b>Investigations - Completed</b>	<b>2021 January to March Total</b>
Fire Investigations Conducted	81

<b>Initial Inspections</b>									
	<b>Annual</b>	<b>Building</b>	<b>Complaint</b>	<b>Lockbox</b>	<b>Maintenance</b>	<b>On-Site Request</b>	<b>Food Truck</b>	<b>Misc.</b>	<b>Total</b>
<b>2021 January to March - Completed</b>									
High-Rise Buildings	4	0	6	0	0	1	0	0	11
Low-Rise Buildings & Multi Family	10	0	2	4	3	0	0	0	19
Business Complexes ( <i>Warehouse, Office</i> )	11	1	0	0	2	4	0	0	18
Base Buildings	0	0	1	0	0	0	0	0	1
Child Care Facilities	1	0	0	0	3	0	0	0	4
Educational Institutions & Schools	16	0	0	0	0	0	0	1	17
Food Trucks	0	0	0	0	0	0	3	0	3
Misc. Building Type	8	0	0	0	0	0	0	1	9
									<b>82</b>

<b>Re-Inspections</b>									
	<b>Annual</b>	<b>Building</b>	<b>Complaint</b>	<b>Lockbox</b>	<b>Maintenance</b>	<b>On-Site Request</b>	<b>Food Truck</b>	<b>Misc.</b>	<b>Total</b>
<b>2021 January to March - Completed</b>									
High-Rise Buildings	5	0	5	1	0	0	0	0	11
Low-Rise Buildings & Multi Family	17	0	0	0	0	0	0	0	17
Business Complexes ( <i>Warehouse, Office</i> )	20	1	0	0	1	4	0	7	33
Base Buildings	0	0	0	0	0	0	0	0	0
Child Care Facilities	0	0	0	0	0	0	0	0	0
Educational Institutions & Schools	0	0	0	0	0	0	0	0	0
Food Trucks	0	0	0	0	0	0	0	0	0
Misc. Building Type	2	0	1	0	0	2	0	1	6
									<b>67</b>

## 2.3 Training Division Programs

### ***Fire Company Training - Completed***

- Satellite Phone operations
- First Responder Recertification for 50 personnel
- Respirator Rollout
- Mental Health training
- Training Presentation - Recruitment Diversity and Inclusion
- Slicers Fire Tactics
- Inclusive Language Guide
- Learning Management System Log in
- RTW Officer & Firefighter
- IAFF Mental Health Webinar
- E2 Hose trial
- Full Company Peer Support
- LMS – Respectful Workplace
- Fire Command System - ITAC
- Clandestine Drug Labs
- uPerform - Learning Management System use
- High Rise 1 - Lobby Control Operations
- High Rise 2 - Lobby Control Operations
- FPO Scene Preservation
- AED Maintenance
- Ladder platform breathing air operations
- BC Mental Health speaking series
- VHF portable radio operations
- Forcible Entry
- Dispatch Tabletop training
- Ground Ladders & Hose Evolutions
- Back Strength and Flexibility



### ***Professional Development Training - Completed***

#### Probationary Firefighter Development

- Completion of Year 1 written and practical exams for 16 recruits

#### 2021 Recruit Class

- Officer expectations & Junior Firefighter duties
- Safety on the Job & COVID protocols
- Social Media Policy
- Inclusive language/ Words mean Something
- Hose Teams - Advancing Charged Lines (interior)
- Air Management and SCBA Confidence
- Collision Avoidance-Driving with Finesse
- Ground Ladders: roof, 28', 35', single/team, rescue
- Live Fire Training, Building Construction & Fire Dynamics
- Interior Search, Thermal Imaging Camera proficiency
- Ventilation PPA/PPV/PPP, Smoke Ejector Practical
- Fire Ground Survival & Rapid Intervention Teams
- Motor Vehicle Incidents, Traffic Scene & Electrical Safety
- Resilient Minds Modules 1 & 2, & Burnaby Mental Health
- Wildland SPP-WFF1, Wildland hose/pump practice
- Water/Ice Rescue, Technical Rescue Orientation
- Fire Prevention: Scene Preservation
- High Rise & Low Rise Hose Work and operations
- WHIMIS & Chemical: Lecture, & HAZMAT Awareness

#### Fire Officer Qualification

- Fire Officer 2 Mod 1 Online course
- R2 Dispatch Tabletop
- AFC/CPA tabletop Simsushare training

### ***Special Operations Training - Completed***

#### Technical Rope Rescue & Confined Space

- Technical Rescue training
- Confined Space training

#### Hazardous Material Responder

- HazMat Operations
- HazMat Team- Meter Cross Sensitivity
- Air Quality Indexing Trial
- Hazmat for First Responders

#### Rescue Task Force – Heavy Rescue & Rapid Intervention

- Auto Extrication
- RIT Review

#### Watercraft– Ice Rescue

- Burnaby Lake water operations
- Deer Lake water operations

#### Wildland Firefighting

- Fire Sprinkler operations
- Wildland Instructor Training

### 3. COMMUNITY OUTREACH INITIATIVES

#### 3.1 Community Engagements

<i>Event Type:</i>	BHRT (Burnaby Hoarding Response Team)
<i>Date:</i>	On-Going
<i>Detail</i>	<ul style="list-style-type: none"><li>• Burnaby Fire Department, RCMP, Property Use/Bylaw Enforcement and Citizens Support Services collaborating to respond to mental health issues that develop hoarding compulsions</li><li>• Establishing training programs, statistics, and research of case studies</li><li>• Established connection with Vancouver Fire Department HART (Hoarding Action Response Team)</li><li>• (2) cases currently being managed</li><li>• Designing additional website content for citizen support</li></ul>

<i>Event Type:</i>	BMART (Burnaby Mobilization and Resiliency Table)
<i>Date:</i>	On-Going
<i>Detail</i>	<ul style="list-style-type: none"><li>• Working with Plea Community Services to provide support with Juvenile Fire Setter program</li><li>• Supporting homelessness fire-life safety Issues</li><li>• Providing support on all fire related issues</li></ul>

<i>Event Type:</i>	BCAT (Burnaby Community Action Team)
<i>Date:</i>	On-Going
<i>Detail</i>	<ul style="list-style-type: none"><li>• Assisting team with overdose statistics and emergency response information</li><li>• Engaged with Progressive Housing Society with fire-life safety issues within Burnaby facilities</li></ul>

<i>Event Type:</i>	Burnaby School Outreach Engagement
<i>Date:</i>	On-Going
<i>Detail</i>	<ul style="list-style-type: none"><li>• Conducting research and bringing existing successful programs to Burnaby from adjacent communities</li><li>• Burnaby School Board engagement and support of Chief Instructional Officer / Safety Officer</li><li>• Developing presentations for classroom interactions</li></ul>

<i>Event Type:</i>	Public Education Zoom Presentations
<i>Date:</i>	On-Going
<i>Location:</i>	Fire Station 7
<i>Detail</i>	<ul style="list-style-type: none"><li>• Engaging and providing fire education to new Burnaby residents</li><li>• Designing a Zoom Presentation Stage to support future engagements</li></ul>

<i>Event Type:</i>	Burnaby South Centennial Celebration
<i>Date:</i>	TBA based on COVID-19 restrictions
<i>Location:</i>	Burnaby South School
<i>Detail</i>	<ul style="list-style-type: none"><li>• Organizing fire trucks, BBQ stations, life safety stand</li></ul>

<i>Event Type:</i>	City Website
<i>Date:</i>	On-Going
<i>Location:</i>	Station 7
<i>Detail</i>	<ul style="list-style-type: none"><li>• Providing content for fire based public education to the City of Burnaby website design team</li></ul>

<i>Event Type:</i>	<b>Social Media</b>
<i>Date:</i>	<b>On-Going</b>
<i>Location:</i>	<b>TBD</b>
<i>Detail</i>	<ul style="list-style-type: none"><li>• Life safety, Throw Back Thursdays, and events</li><li>• Meeting with city staff as a Department link to city website</li><li>• Designing website content</li></ul>

<i>Event Type:</i>	<b>SCAC (Shelter Community Advisory Committee)</b>
<i>Date:</i>	<b>On-Going</b>
<i>Location:</i>	<b>Douglas Rd Shelter</b>
<i>Detail</i>	<ul style="list-style-type: none"><li>• Report on BFD emergency responses</li><li>• Provide professional input – on fire and life safety</li></ul>

### 3.2 Recruitment Engagements

<i>Activity:</i>	Recruitment
<i>Date:</i>	March 2021
<i>Detail</i>	<ul style="list-style-type: none"><li>• (7) Candidate information sessions &amp; meetings to discuss hiring process, requirements and preferred qualifications</li><li>• (7) Candidate resume reviews for suggested improvements</li><li>• (10+) social media connections answering questions regarding upcoming recruitment</li><li>• Zoom meeting with Prospects West, athletic recruitment for Canadian and US college and university athletes</li><li>• Editing Burnaby website Fire Career section</li><li>• Working on Fitness Booklet for Candidate PAT preparation</li><li>• Creation of recruitment video for the city website and social media sites, including Interviews with current recruits</li><li>• Creation of Social Media Recruitment posting</li></ul>

<i>Activity:</i>	Fire Department Marketing
<i>Date:</i>	March 01 -present, 2021
<i>Detail</i>	<ul style="list-style-type: none"><li>• Working closely with City of Burnaby Marketing re: media and marketing strategies and website presence</li><li>• Social Media posting on Instagram, Facebook, Twitter and LinkedIn. Profiles on:<ul style="list-style-type: none"><li>○ Technical Rescue &amp; Wildland Firefighting</li><li>○ BFD's Caitlyn Younger &amp; International Women's Day</li><li>○ Application process</li><li>○ Live Fire</li><li>○ Camp Ignite</li></ul></li></ul>

<i>Activity:</i>	Projects in Development
<i>Date:</i>	March 01 - current, 2021
<i>Detail</i>	<ul style="list-style-type: none"><li>• Outreach within Department to current members to provide candidate guidance and mentorship</li><li>• Pre-Recruitment Workshops for target recruit candidates</li><li>• Media based showcasing Department and recruitment process</li><li>• Re-fresh Department webpage to support greater connection</li></ul>

## Conclusion

In addition to the information within this report, the Fire Department would like to communicate the following issues for consideration by the Public Safety Committee:

- The Burnaby Fire Department has been provided access to COVID-19 vaccinations for staff in the week of May 02 – May 09.
- Planned industrial expansion on Burnaby Mountain poses increased risk to the community due to the operation and the commodities proposed.
- The Burnaby Mountain Conservation Area by its nature as a pristine environmental space is at high risk of wildfire caused by limited opportunities to provide fuel management activities, the general drying of the forest due to regional weather change, and increased human use and interactions.



Chris Bowcock  
FIRE CHIEF

:cb