




Alcohol in Parks Pilot Program

10/31/2023 12:29:03 PM





Please select all that apply to you.

Respondents: 45

Choice	Percentage	Count	
I live next one of the pilot parks (Central, Confederation, Edmonds, or Keswick parks).	51.11%	23	
I visited one of the pilot parks during the program.	48.89%	22	
Neither of the above.	20.00%	9	
Total	100%	45	





Which park do you live next to?

Respondents: 23

Choice	Percentage	Count	
Central Park	34.78%	8	
Confederation Park	8.70%	2	
Edmonds Park	39.13%	9	
Keswick Park	17.39%	4	
Total	100%	23	




Which park(s) have you visited during the pilot program?

Respondents: 22

Choice	Percentage	Count	
Central Park	50.00%	11	
Confederation Park	36.36%	8	
Edmonds Park	27.27%	6	
Keswick Park	18.18%	4	
Total	100%	22	







Did you have any experiences with alcohol during your visit? Select all that apply.

Respondents: 22

Choice	Percentage	Count	
I (or others I visited the park with) consumed alcohol during my visit.	36.36%	8	
I saw other visitors consuming alcohol during my visit.	54.55%	12	
I didn't consume alcohol or see anyone else consuming it during my visit.	31.82%	7	
Total	100%	22	








Please indicate your primary concern (if any) with alcohol consumption in Burnaby parks.

Respondents: 44

Choice	Percentage	Count	
I have no serious concerns	29.55%	13	
Proper enforcement of regulations on where/when alcohol consumption is permitted	6.82%	3	
Littering of drink containers/broken glass	13.64%	6	
Alcohol being permitted at smaller neighbourhood parks in residential areas	4.55%	2	
Behaviour of park visitors who have been drinking alcohol	36.36%	16	
Other (please specify):	9.09%	4	
Total	100%	44	










Please indicate your age range.

Respondents: 45

Choice	Percentage	Count	
Under 19 years	2.22%	1	
19 to 24 years	8.89%	4	
25 to 34 years	22.22%	10	
35 to 44 years	35.56%	16	
45 to 54 years	17.78%	8	
55 to 64 years	6.67%	3	
65 and older	6.67%	3	
Prefer not to answer	0.00%	0	
Total	100%	45	

What are the first 3 digits of your postal code?

Respondents: 45

Choice	Percentage	Count	
V5A	11.11%	5	
V5B	8.89%	4	
V5C	13.33%	6	
V5E	6.67%	3	
V5G	6.67%	3	
V5H	20.00%	9	
V5J	2.22%	1	
V3N	22.22%	10	
Other (please specify):	8.89%	4	
Total	100%	45	

