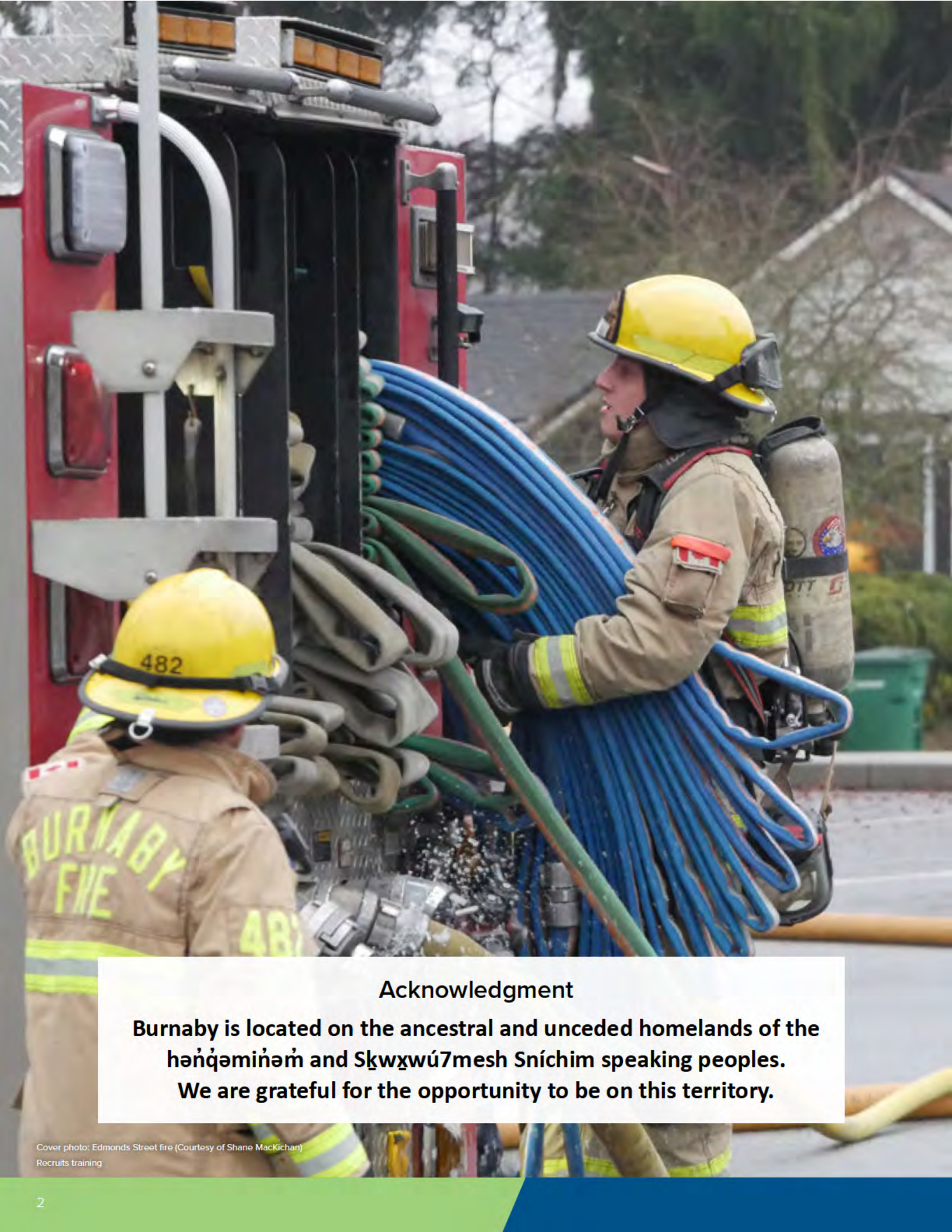


# BURNABY FIRE DEPARTMENT ANNUAL REPORT 2023







## Acknowledgment

**Burnaby is located on the ancestral and unceded homelands of the hən̓q̓əmi̓n̓əm and Skwxwú7mesh Sníchim speaking peoples.  
We are grateful for the opportunity to be on this territory.**





## BURNABY FIRE DEPARTMENT PRIMARY RESPONSIBILITIES

Protecting the property, the safety and the well-being of the citizens of Burnaby

Providing all-hazards emergency response and rescue services, including motor vehicle incident rescue and hazardous material response

Providing comprehensive fire safety services

Providing fire code inspections and enforcement

Providing community education and support

Providing a high level of first response emergency medical care

Providing major emergency and disaster response

Fulfilling legislative responsibilities governing the operation of the Fire Department as required under the authority given by the British Columbia Fire Services Act, the Burnaby Fire Services Bylaw, British Columbia Fire Code and other related acts









## FIRE CHIEF'S MESSAGE

The Burnaby Fire Department has proudly been serving the City and its citizens since 1911. Our mission is to protect the lives and property of our citizens through the reactive emergency response operations of firefighting, rescue and medical aid and the proactive engagements of fire prevention, inspections, code enforcement and safety education.

The Burnaby Fire Department is the third-largest fire department in British Columbia, with 338 employees serving a population of 278,505<sup>1</sup> and protecting 98.6 square kilometres. The City includes four major quadrants, each consisting of a dense town centre area, high and low-density residential, large commercial and industrial business districts and significant dedicated parkland and green spaces.

The department is made up of five divisions, each staffed with highly trained and extremely motivated members focused on protecting our city. The City appreciates the commitment and efforts of our department members in supporting our citizens and enabling the excellent work of our first responders. Each division within the department is critical to our collective success. These divisions include:

- » suppression
- » administration
- » prevention
- » mechanical
- » training

The Burnaby Fire Department takes great pride in the many traits that make us a leading community-based service organization. These include:

- » an outstanding commitment to quality customer service
- » our belief that we are an important part of our community
- » our dedication to improving the safety and quality of life for the City's residents and visitors

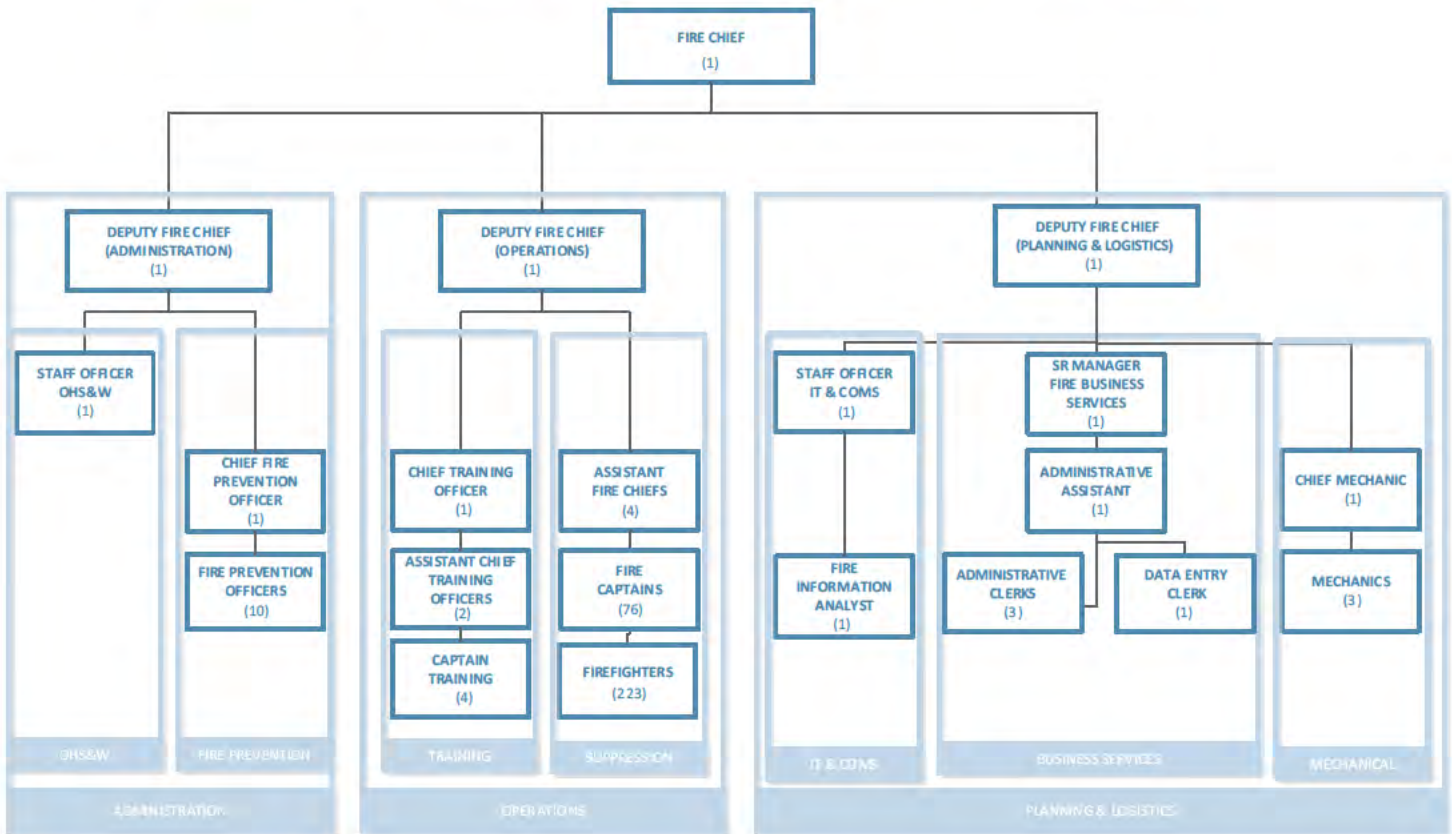
Our department has a long-standing history of providing quality service and programs to the community. We remain committed to providing enhanced customer care services in the future through enhanced collaborative community interaction with the City of Burnaby and Burnaby Firefighters Association Local 323.

We're ready to respond to your needs with trust, integrity, respect, teamwork and professionalism.

Chris Bowcock  
Fire Chief

1. Population projected by BC Stats.

# DISTRIBUTION OF PERSONNEL | TOTAL PERSONNEL 338





## PROMOTIONS

### Deputy Fire Chief

Mike Beauregard

### Staff Officer

Heather Wilson

### Assistant Chief Training Officer

Dan Monk

### Captain – Public Education Officer

Paul Rushton

### Captain – Fire Prevention

Joe Tylor

### Fire Captain

Kevin Allegretto

Jeremy Bain

Wayne Bradford

Steven Brewer

Danny Cioffitto

Brad Dairon

Jason Fahlman

Scott Frizzel

Kevin Galick

Daniel Johnston

Jodi Kabernick

Greg McCarron

Craig McDiarmid

Michael McDonnell

Brad McLean

Gus Miller

Evan Myers

Mike Nijjer

Steven Pavan

Dillon Peters

Christopher Reed

Toby Roach

Colby Rope

Mark Scott

Navi Sekhon

Robert Senjack

Jeff Skinner

Niel Stevenson

Jeff Swecera

Niall Thompson

Greg Volk

Darren Wallsmith

Travis Weir

Sean Wilson

Ryan Young

## NEW HIRES

### Spring Hires

Noah Bank

Brian Giorgio

Andrew Greer

Matt Hague

Jake Hill

Matt Vela

### Fall Hires

Bhupi Banga

Alissa Betts

Scott Coy

Steven Ferdinandi

Jacob Johnston

Stephanie Legebokoff

Ryan McNabb

Nick Meisner

Mackenzie Millward

Dmytro Mozolevskyi

Brad Peters

Matthew Smigel

Mackenzie Smith

John Standerwick

Marcus van der Sande

## RETIREMENTS

Dean Stroup

(June 14, 1993-March 30, 2023)

Darrel Guerrier

(October 2, 1995-March 30, 2023)

Keith Holm

(October 2, 1995-March 30, 2023)

Wade Robertson

(October 2, 1995-March 30, 2023)

John Wiesner

(March 15, 1999-March 30, 2023)

Todd Wynes

(January 1, 1995-March 31, 2023)

Kelly Meredith

(October 2, 1995-April 27, 2023)

Rob Hourigan

(September 5, 1995-July 25, 2023)

Trent Collison

(October 5, 1992-December 29, 2023)

## PASSING

Raymond Sawada

(January 9, 2017-April 10, 2023)

## LONG SERVICE AWARDS

### 30 years

Rick Crema

Miles Ritchie

Dean Stroup

Daniel Walton

### 25 Years

Darren Babey

Jason Barfoot

Doug Buckoll

Randy Ferrara

David Hetherington

Ian Hetherington

Patrick Hu

Michael Main

Lorenzo Pettenon

Vance Procyk

Scott Ruddy

Heather Wilson

Steven Wolfe

### 20 years

Kevin Allegretto

Steven Brewer

Christina Carrasco

Danny Cioffitto

Brad Dairon

Greg McCarron

Mike Nijjer

Steven Pavan

Mark Scott

Navi Sekhon

Jeff Swecera

Sean Wilson

### 15 years

Shane Biglow

Brent Braeder

Tyler Bruce

Jason Copeland

Derek Cousins

Andrew Dempsey

Paul Dooling

Jordan Fahr

Tim Hill

Justin McQueen

Matt Nerreter

John Panichelli

Hughe Rose

Ryan Ross

Adam Scoble

Peter Vall



Long Service Awards

# FIRE STATIONS AND APPARATUS DEPLOYMENT

## Fire Station No. 1 | 4867 Sperling Avenue

Engine 1	2021 Spartan/Smeal
Engine 21 (reserve)	1995 Spartan/Saulsbury
Engine 22 (reserve)	1995 Spartan/Saulsbury
Engine 23 (reserve)	2006 Spartan/Smeal
Engine 25 (reserve)	2000 Spartan/Smeal 55 Ft Ladder
Ladder 4 (reserve)	2000 Spartan/Smeal 100 Ft Ladder
Rescue 1	2008 Spartan/SVI
Rescue 2	2008 Spartan/SVI
Command 1	2017 Freightliner/HUB
Fire Chief (Car 30)	2022 Ford F150 Crew Pickup 4WD
DFC Ops (Car 31)	2019 GMC 1500 Crew Pickup 4WD
DFC Admin (Car 32)	2015 Ford F150 Crew Pickup 4WD
DFC P/L (Car 33)	2015 Ford F150 Crew Pickup 4WD
Staff Officer OHS & W (Car 34)	2015 Ford F150 Crew Pickup 4WD
Staff Officer IT (Car 46)	2009 Ford Flex
Mechanical logistics 1(Car 35)	2015 Ford F350 Crew Pickup 4WD
Mechanical logistics 2 (Car 36)	2006 Ford F350 Pickup 4WD
Command 2 (Car 37)	2006 GMC Yukon 4WD
Fire Investigator's van (Car 38)	2013 Nissan NV3500 Van
Training (Car 39)	2012 Ford Explorer SUV
Crew transport vehicle (Car 40)	2009 Ford E350 11 Passenger Van
Public education (Car 42)	2002 Ford E250 Cargo Van
Emergency command vehicle	2004 ITB Command Center Trailer
ECV tow unit (Car 45)	2008 Ford F550 4WD
Wildland trailer	2003 Wells Cargo
Heavy rescue trailer	2003 Wells Cargo
Equipment trailer	2016 Continental
Wildland equipment trailer	2021 Cargo Mate
Wildland equipment trailer	2022 Cargo Mate
Boat trailer	2021 Marine Master (WC-1)
Forklift	1998 Toyota



### Fire Station No. 2 | 7578 Edmonds Street

Engine 2	2010 Spartan/Smeal
Ladder 2	2006 Spartan/Smeal 100 Ft Platform
Hazmat 1	2003 Ford/ITB Van
Hazmat trailer	2003 Wells Cargo

### Fire Station No. 3 | 6511 Marlborough Avenue

Engine 31	2010 Spartan/Smeal
Engine 32	2019 Spartan/Smeal
Ladder 3	2014 Spartan/Smeal 100 Ft Platform

### Fire Station No. 4 | 2326 Duthie Avenue

Engine 4	2021 Spartan/Smeal
Watercraft (car 41)	2001 Ford E250 Cargo Van
Boat trailer	2008 Highliner (WC-2)
Water craft 1 (16 ft Aluminum) – Burnaby Lake	2022 Rescue-One
Water craft 2 (14 ft inflatable)	2008 Polaris

### Fire Station No. 5 | 4211 Hastings Street

Engine 5	2010 Spartan/Smeal
Ladder 5	2021 Spartan/Smeal 100 Ft Platform
Technical rescue (Car 43)	1999 GMC 1-Ton Cube Van
CPR van (Car 44)	1991 Chevrolet Van

### Fire Station No. 6 | 3620 Brighton Avenue

Engine 6	2010 Spartan/Smeal
Ladder 6	2006 Spartan/Smeal 100 Ft Platform

### Fire Station No. 7 | 3151 Gilmore Diversion

Engine 7	2008 Spartan/Smeal
Emergency 1	2021 Ford/Hub 4WD
Emergency 2	2003 Ford/Hub 4WD CAFS
Flatdeck trailer	2005 20Ft Double A
Wildland UTV	2017 John Deere Gator 4WD
All-terrain vehicle	2005 Polaris Ranger 4WD

### No. 8 Fire Station | 9055 University High Street

Engine 8	2006 Spartan/Smeal
----------	--------------------





## TYPE OF INCIDENT RESPONSES 2023

Building fire	290
Vehicle fire	80
Other fires (rubbish, bush, grass, etc.)	1,344
Accidental alarm	1,169
False alarm	1,234
Public service	1,889
Motor vehicle incidents	1,124
Medical emergencies	9,505
<b>Total</b>	<b>16,635</b>

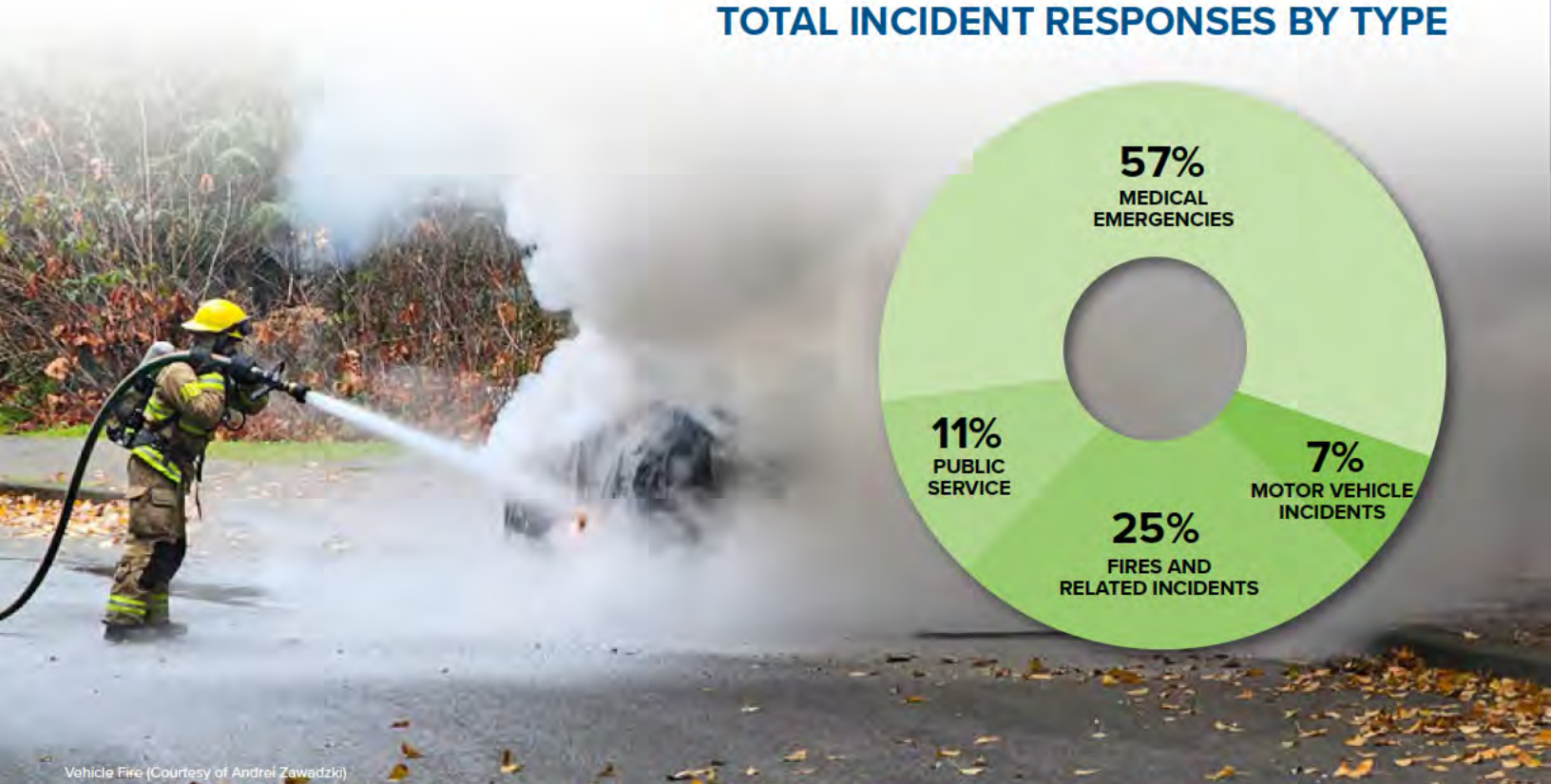
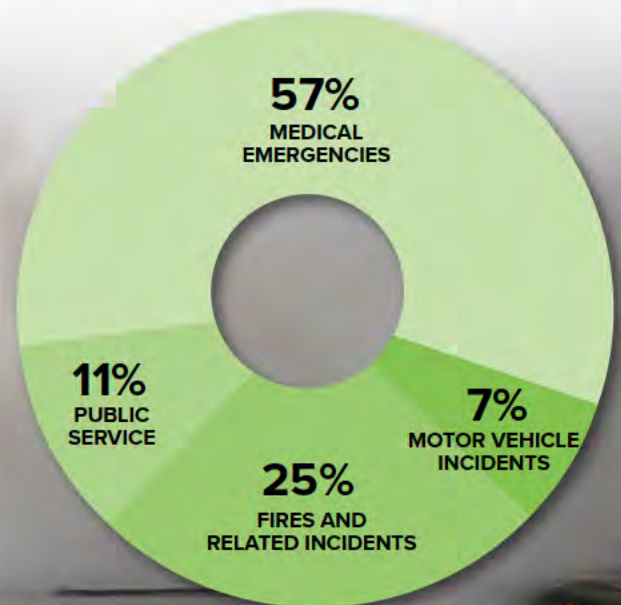


## ALARM RESPONSE COMPARISON 2021–2023

	2021	2022	2023
Fire	3,119	3,789	4,117
Public service	1,832	2,139	1,889
Medical emergency	6,828	8,714	9,505
Motor vehicle incidents	1,118	1,072	1,124
<b>Total</b>	<b>12,897</b>	<b>15,714</b>	<b>16,635</b>



## TOTAL INCIDENT RESPONSES BY TYPE



Vehicle Fire (Courtesy of Andrei Zawadzki)



## 2023 EXPENDITURES AND REVENUES

<b>Expenditures</b>	
Administration division	\$2,046,482
Suppression division	\$53,950,764
Mechanical division	\$2,760,126
Training division	\$1,061,985
Prevention division	\$2,343,837
<b>Total</b>	<b>\$62,163,194</b>
<b>Revenues</b>	
Request Building Inspection Service	(\$9,645)
Permits	
Fire protection systems	(\$234,731)
Combustible liquid tanks	(\$4,283)
Other	(\$606)
Fire Safety Plan reviews and other reports	(\$24,952)
Recovery general (external)	(\$57,485)
Assets and discard materials	(\$556)
Transfer from stabilization funding	(\$1,416,400)
Transfer from Casino Fund	(\$1,430,897)
Grant federal	(\$3,914,800)
<b>Total</b>	<b>(\$7,094,355)</b>
<b>2023 net expenditures</b>	<b>\$55,068,839</b>
<b>2023 population</b>	<b>278,505</b>
<b>Per capita cost</b>	<b>\$198</b>







Vehicle Fire Training



Recruits Auto Extrication Training



Recruits Fire Ground Survival Training



## STAFF TRAINING HOURS

### Administrative

Chief Training Officer	1,880
Assistant Chief Training Officer 1	1,880
Assistant Chief Training Officer 2	280
Training Officer(s)	6,368

### Day shift training

340 days x 1.5 hours x 52 firefighters	26,520
--	--------

### Night shift training

350 days x 1.5 hours x 52 firefighters	27,300
--	--------

### Specialty training

#### Hazmat

8 firefighters x 46 sets x 6 hours x 4 shifts	8,832
---	-------

#### Technical rescue

8 firefighters x 46 sets x 6 hours x 4 shifts	8,832
---	-------

6 firefighters x 8 hours x 11 days

Tech Master – THARRP course	528
-----------------------------	-----

#### Rescue task force

8 firefighters x 46 sets x 6 hours x 4 shifts	8,832
---	-------

### Driving training

16 firefighters	11,200
-----------------	--------

### Driver trainer instruction

16 firefighters x 40 hours	680
Dept Instructor Trainer	40

### Recruit training

21 recruits, 40 hours x 9 weeks	7,560
---------------------------------	-------

### Probationary training

On shift training (16 - fall 2022, 6 - spring 2023, 15 - fall 2023)	2,829
1 year probationary exams (22 x 3 hours)	66

### Fire Officer I

13 firefighters x 40 hours Module 1	520
13 firefighters x 60 hours Module 2	780
Dept. FO Instructional time	412

### Fire Officer II

27 firefighters x 40 hours Module 1	1,080
27 firefighters x 60 hours Module 2 (plus exams)	1,701

### Watercraft/Watercraft Instructor

6 firefighters x 40 hours	240
---------------------------	-----

### Fire Service Instructor

7 firefighters x 3 days x 10 hours	210
------------------------------------	-----

### First Responder

Recertification	
67 firefighters x 5 hours	335
FR scope of practice update	
303 firefighters x 3 hours	909

### I.T. Officer Training

7 firefighters x 10 hours	70
---------------------------	----

### Hazmat Technician

8 firefighters x 40 hours	320
---------------------------	-----

### SCBA x 3 Pro Transition

Trainer Orientation 19 x 2 hours	38
Suppression introduction 303 x 1 hour	303
Suppression training 303 x 3 hours and 303 x 2 hours	1,515
Suppression sign-off 303 x ½ hours	151
SCBA Technician training 20 firefighters x 8 hours	160

### Wildland

303 firefighters x 2 hours - Company Training	606
---	-----

### Fire Officer Instructor

2 firefighters x 40 hours	80
---------------------------	----

### Acquired structure scenario training

303 firefighters x 1.5 hours x 2 events	910
---	-----

### Live fire company training

303 firefighters x 3 hours	909
----------------------------	-----

### Auto extrication training

303 firefighters x 3 hours	909
----------------------------	-----

### Company fire ground survival

303 firefighters x 2 hours	606
----------------------------	-----

### Mental health training

Resilient Minds 8 x 24 hours	192
------------------------------	-----

### Command staff professional development

3 firefighters x 2 hours x 12 sessions	72
--	----

### Recruitment and Diversity, Equity, and Inclusion (DEI) portfolio

Candidate Info Sessions 15 x 1 hour	15
TIWG meetings	12
DEI committee meetings	12
Post-secondary job fairs	
2 Training Officers x 8 hours x 2 events	32
Special Events (workshop, learning session, public/city)	13
Fire Academy Presentations 8 x 1.5 hours	12
BFD Youth Academy	
5 days x 10 hours x 3 Training Officers	150
Burnaby Public Safety Committee Presentation	3

### Station Tours

59 tours x 2 hours	118
--------------------	-----

**Total training hours 127,022**







# PREVENTION DIVISION SUMMARY OF ACTIVITIES

## Inspections

Building progress / final occupancy inspection	28
Pre final FPO building commercial	61
Business license	941
Care facility	31
Daycare	44
Fire-functional test of life safety	72
Fire incident reviewed or investigated	71
High-rise inspection	149
Low-rise inspection	336
Routine inspection	413
Re-inspections	590
School inspection	38
Sprinkler license	172
Warehouse inspections	219

**Total 3,165**

## Plan checking

Fire safety plans / PIPMS complete	188
Plan review	180
Permits review	415
Alternative solution report	16

**Total 799**

## Permits issued

Burning	18
High / low hazard fireworks	5
Storage tank installation (commercial)	2
Storage tank installation (residential)	0
Storage tank removal (commercial)	11
Storage tank removal (residential)	41

**Total 77**

**Training courses 20**


**Public education 18**



Mithsdale Street Fire



Dominion Street Fire



Kincaid Street Fire



Elementary School Education Program



## MAJOR FIRES

Date	Property Class	Fire Loss	Value at Risk
January 29, 2023	Residential	\$3,696,900	\$3,696,900
May 2, 2023	Residential	\$510,000	\$3,372,290
July 15, 2023	Residential	\$2,061,500	\$3,723,000
July 20, 2023	Residential	\$700,000	\$120,000,000
July 28, 2023	Residential	\$3,190,551	\$3,190,551
August 17, 2023	Residential	\$3,254,200	\$3,223,200
August 26, 2023	Residential	\$1,396,200	\$3,516,800
October 13, 2023	Special properties and transportation	\$2,500,000	\$5,788,000
October 18, 2023	Residential	\$10,869,000	\$10,869,000
November 7, 2023	Residential	\$1,253,000	\$1,253,000
December 6, 2023	Residential	\$805,000	\$188,000,000
<b>Total</b>		<b>\$30,236,351</b>	<b>\$346,632,741</b>



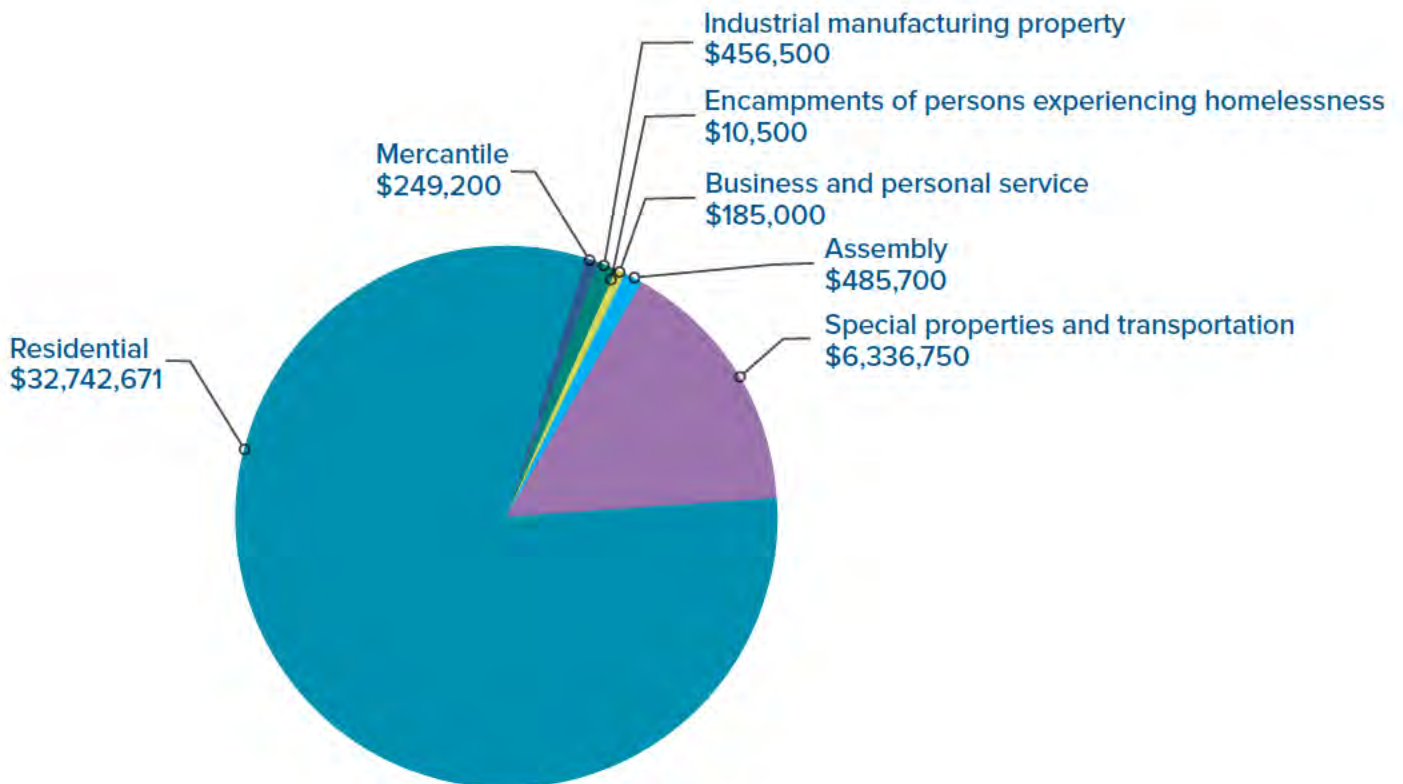
18th Avenue fire



## FIRE LOSS BY CLASSIFICATION

Class	Fires	Fire Loss	Value at Risk
Assembly	7	\$485,700	\$7,044,788,740
Business and personal service	2	\$185,000	\$39,638,400
Encampments of persons experiencing homelessness	3	\$10,500	\$160,909,000
Industrial manufacturing property	5	\$456,500	\$215,386,303
Institutional	-	-	-
Mercantile	15	\$249,200	\$7,320,155,731
Residential	99	\$32,742,671	\$14,523,127,642
Special properties and transportation	427	\$6,336,750	\$61,704,821,497
Storage properties	-	-	-
<b>TOTAL</b>	<b>558</b>	<b>\$40,466,321</b>	<b>\$91,008,827,313</b>

## TOTAL FIRE LOSS BY CLASSIFICATION





# BURNABY FIREFIGHTERS' CHARITABLE SOCIETY

The Burnaby Firefighters Charitable Society is supported by over 330 dedicated members who raise money for our community and other non-profit organizations. The constant dedication from our membership allows us to provide support to people in our community every day by volunteering our time to assist those in need.

We know that protecting a community is not just about keeping lives and property safe but also helping people in need daily. Especially those dealing with health problems, disabilities, poverty, abuse, hunger, and other challenges. The Burnaby Firefighters Charitable Society raises funds to provide sizeable donations to many charitable and community organizations. We support Burnaby-based charities and other organizations in the lower mainland that share the same mission.



LLS Firefighter Stairclimb



Canadian Legislative Conference



Camp Ignite Burnaby Candidate



Fill the Boot Campaign



Coldest Night of the Year



Variety BC - Show of Hearts Telethon



## 2023 Critical Programs delivered by Burnaby's Firefighters

### Nutritional Snack Program

In September 2005, the Burnaby Firefighters Charitable Society initiated a nutritional snack program at two of Burnaby's elementary schools and a community centre. In 2023, the program has expanded to include a total of 40 schools and 4 community centres in the city. Schools having a high proportion of students seeking nutritional support as a major concern, are provided nutritious snacks on a regular basis that are purchased and delivered by Burnaby's Firefighters. The teachers have reported great results from this simple program. Children are more focused and learning in the classroom has improved. We hope to continue to expand this program to other schools that are identified as having similar challenges.

### High School Cardio-Pulmonary Training Program

For many years, the Burnaby Firefighters Charitable Society has supported and provided cardio-pulmonary training (CPR) with Burnaby Firefighters teaching students in Burnaby's High Schools this important and critical life-saving skill.

CPR is a proven hands-on technique that can double a person's chance of survival from cardiac arrest. If CPR is started within four minutes of collapse and defibrillation is provided within 10 minutes, a person has a 40% chance of survival.

With over 20 years teaching in the Burnaby School District, our program has now expanded to all 8 of Burnaby's High Schools, with approximately over 1500 students receiving first-aid certificates a year.

### Notable Donations by Burnaby's Firefighters

\$133,000	Burnaby Hospital Foundation	\$10,000	PALS Autism Society
\$100,000	BC Cancer Foundation	\$10,000	Leukaemia and Lymphoma Society
\$100,000	Burnaby Firefighters Snack Food Program	\$10,000	Harmony for All
\$50,000	Muscular Dystrophy Canada	\$6,500	KidSport British Columbia
\$27,000	Richmond Sockeyes Scholarship Fund in Memory of firefighter Ray Sawada	\$6,000	Pat Quinn Legacy Fund
\$25,000	BC Special Olympics	\$5,000	Coldest Night of the Year
\$20,000	Variety Children's Charity	\$3,000	Burnaby Neighbourhood House
\$15,000	CKNW Kid's Fund	\$2,500	BC & Alberta Guide Dogs
\$15,000	Royal Columbian Hospital Foundation	\$2,500	Burnaby Dry Grad Donations
\$15,000	BC Burn Fund	\$1,250	BC Lung Association
\$13,000	28 x \$500 Burnaby Student Bursaries	\$1,000	Greater Vancouver Food Bank
\$10,000	Michael J. Fox Foundation for Parkinson's Research	\$1,000	MADD Canada
		\$1,000	IAK Foundation
		<b>\$ 580,000</b>	<b>Total</b>



