

BURNABY FIRE DEPARTMENT

Public Safety Committee Meeting: 2024 Oct 23

STATUS REPORT

The following status report is based on information regarding activities available to the end of August 2024.

1. Details on Major Incident occurrences within the City

2. High level Statistic Review to communicate trends within the City, including:
 - 2.1 Suppression Division Statistics
 - 2.2 Fire Prevention Division Statistics
 - 2.3 Training Division Programs

3. Summary of Community Outreach Initiatives, including:
 - 3.1 Community Engagements
 - 3.2 Recruitment Engagements

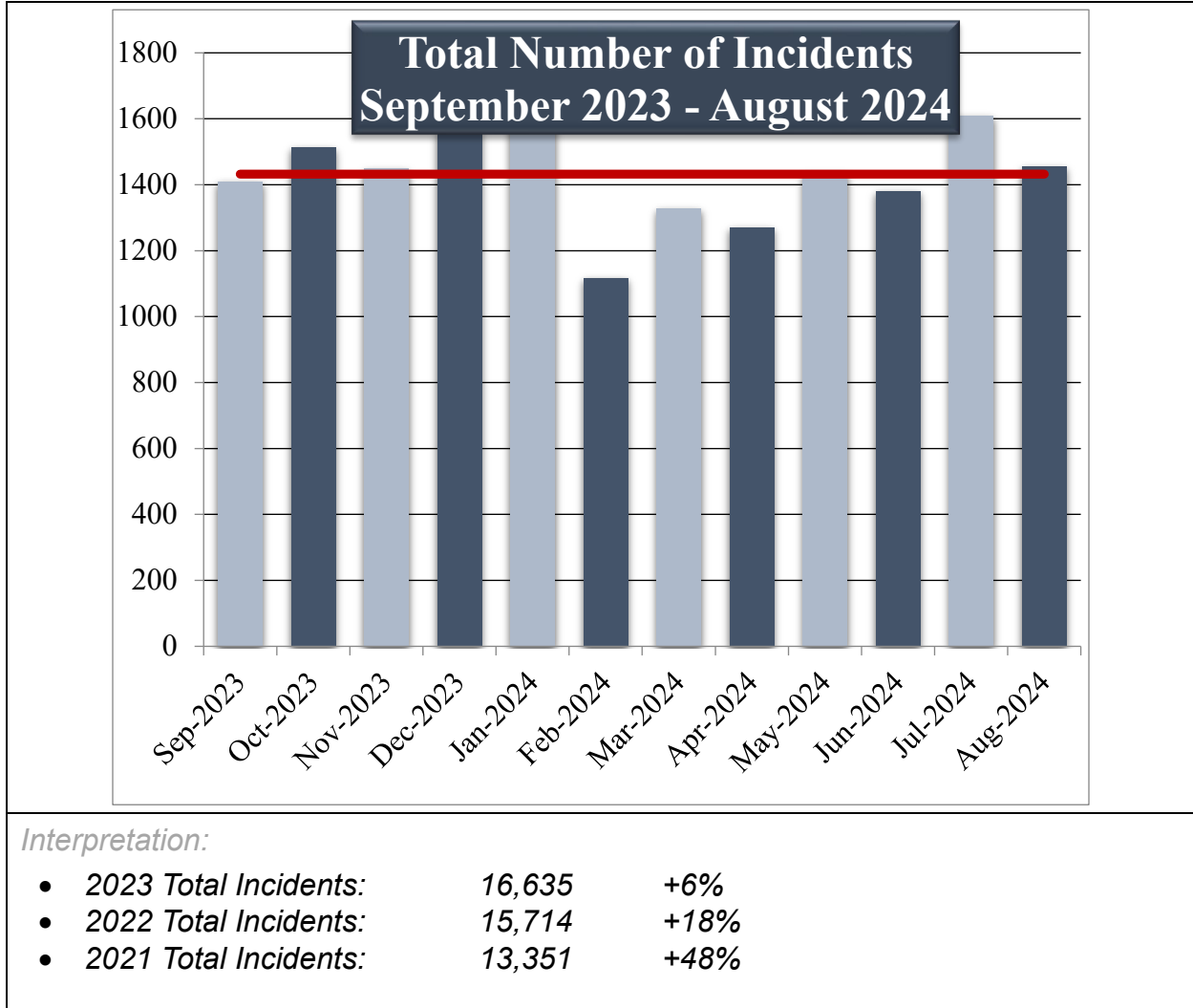
1. MAJOR INCIDENTS

| | |
|------------------------|---|
| <i>Event Type:</i> | Structural Fire |
| <i>Date:</i> | June 7, 2024 |
| <i>Street Address:</i> | 7201 Hastings Street |
| <i>Response:</i> | 2 nd Alarm Fire – 4 Engines, 1 Ladder, 1 Rescue, 1 Command |
| <i>Detail:</i> | <ul style="list-style-type: none">• 24 members -• Shy of 4 hours on scene• ESS called – 4 displaced renters |

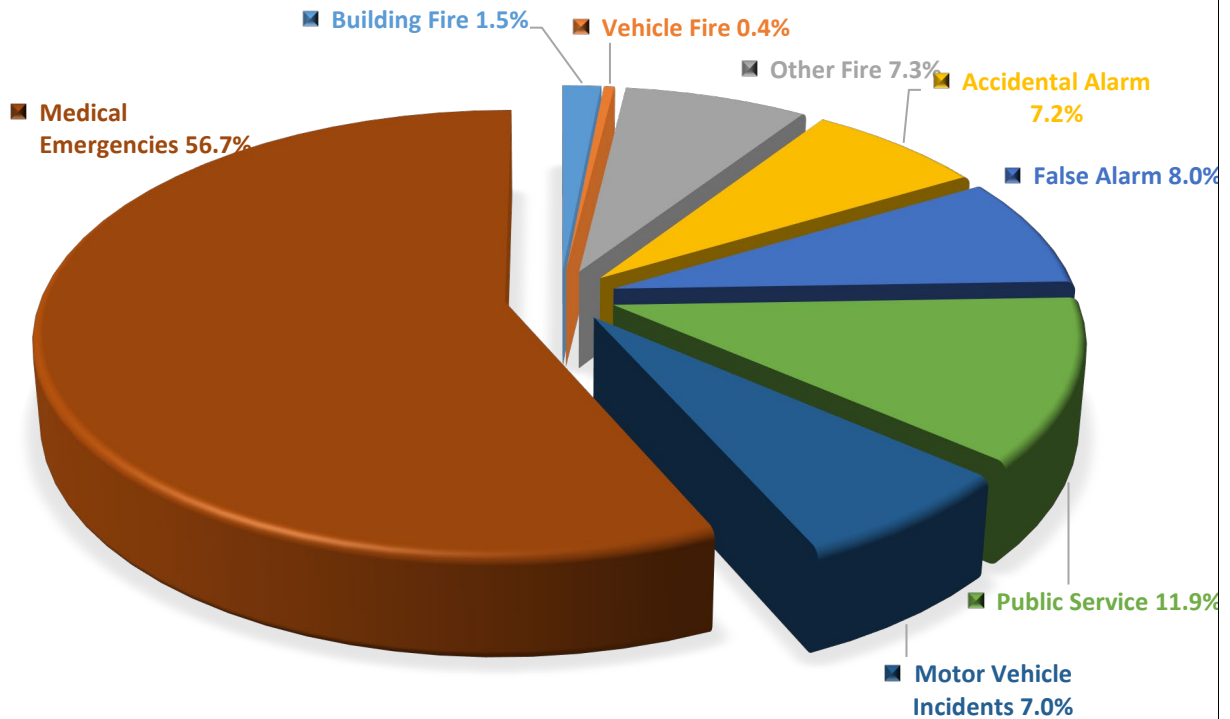
| | |
|------------------------|--|
| <i>Event Type:</i> | Mutual Aid |
| <i>Date:</i> | August 6, 2024 |
| <i>Street Address:</i> | 41 st and Bleinheim, Vancouver |
| <i>Response:</i> | 2 Engines, 1 Ladder, 1 Rescue, 1 Command |
| <i>Detail:</i> | <ul style="list-style-type: none">• Stood by for 3 hours – no issues |

2. STATISTICS REVIEW

2.1 Suppression Division Statistics

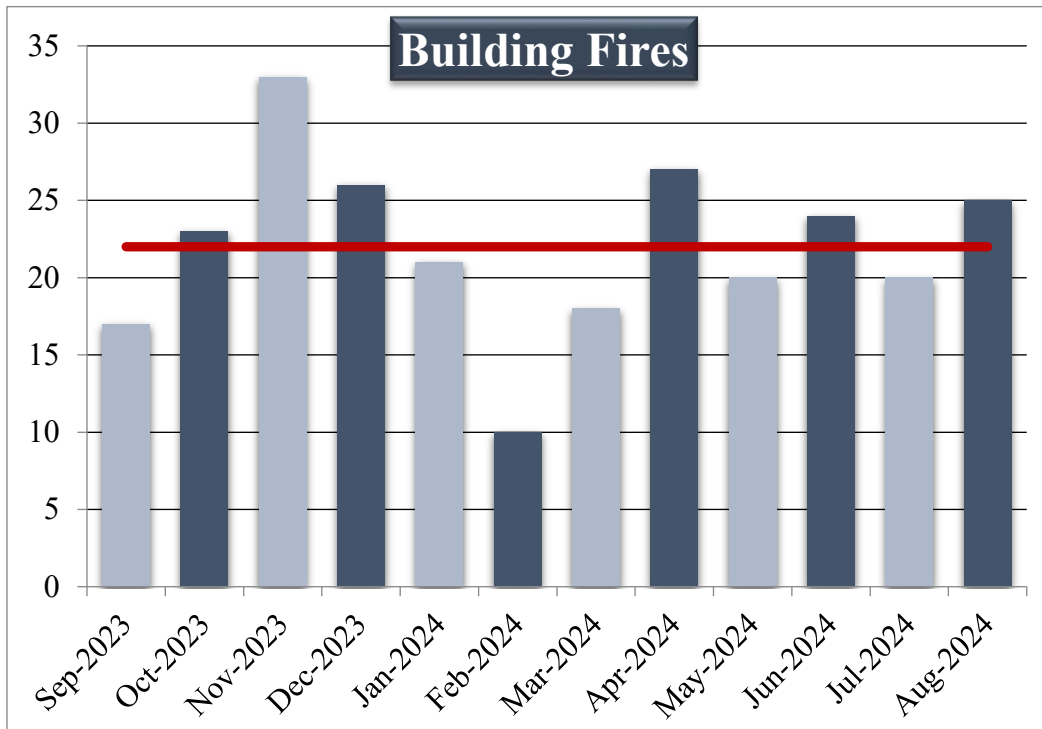


DISTRIBUTION OF INCIDENTS SEPTEMBER 2023 - AUGUST 2024



Interpretation:

- To Date 12 Month Distribution**
 Fire Incidents: -1%
 Motor Vehicle Incidents: even
 Medical Emergencies: even
 Public Service: +1%
- 2023 Distribution**
 Fire Incidents: 25%
 Motor Vehicle Incidents: 7%
 Medical Emergencies: 57%
 Public Service: 11%

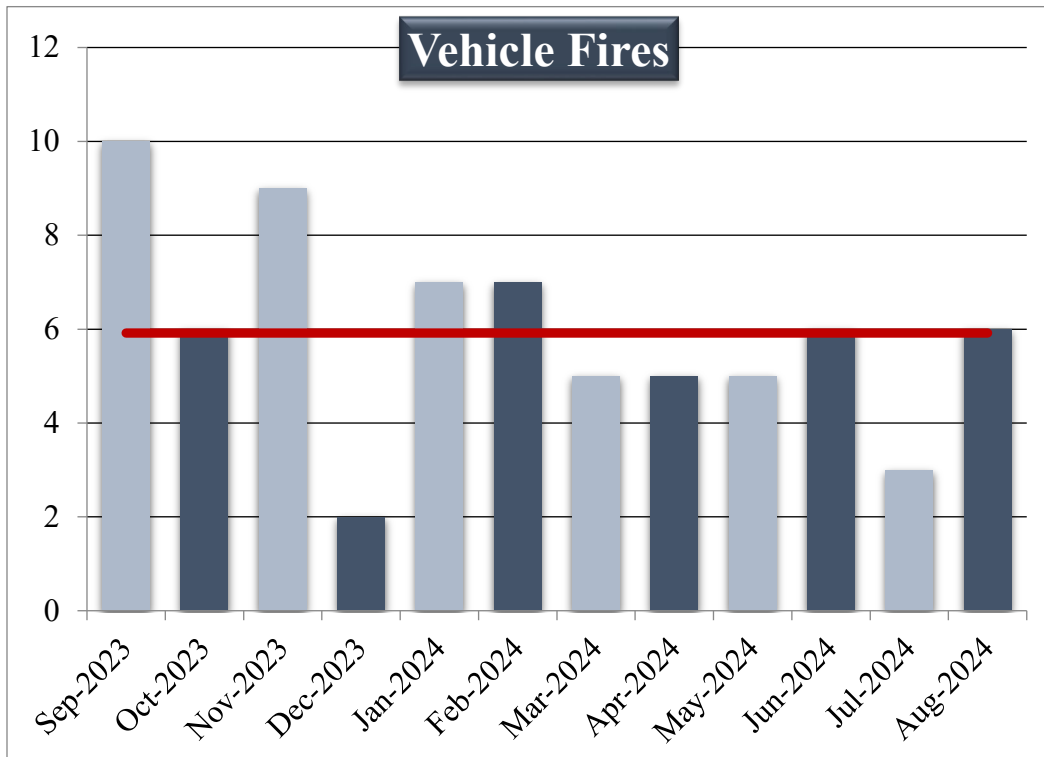


Interpretation:

- *As the density of the City increases the number of multi-unit residential and commercial buildings, the firefighting resources required to attack fires within larger, more complex buildings with more lives present also increases. This leads to an increase in 2nd and 3rd alarm fire incidents annually.*
- *Increase in fire events typically experienced through holiday season and within winter months.*

Description:

- *Fires within all types of buildings and structures.*

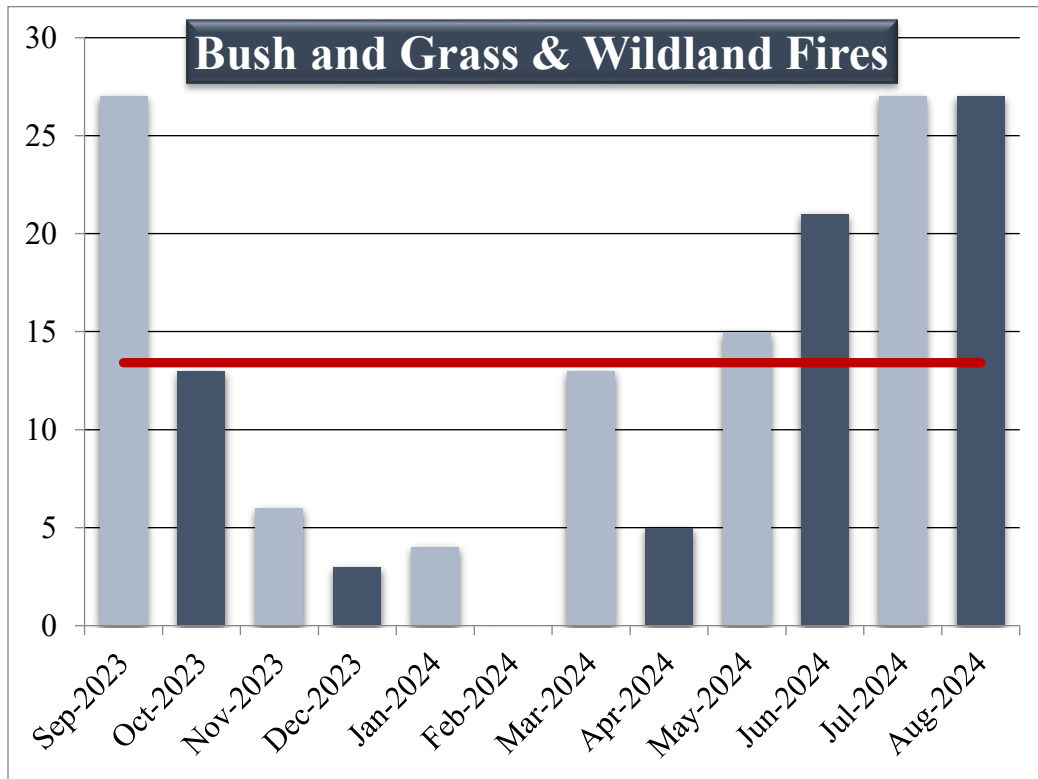


Interpretation:

- *None provided.*

Description:

- *Fire related to all types of vehicles and mobile equipment:*
 - *Automobiles*
 - *Cranes*
 - *Motorcycles*
 - *Tractors*
 - *Trucks*
 - *Boxcars*
 - *Fork-lifts*
 - *Motor homes*
 - *Trailers*
 - *Vans*

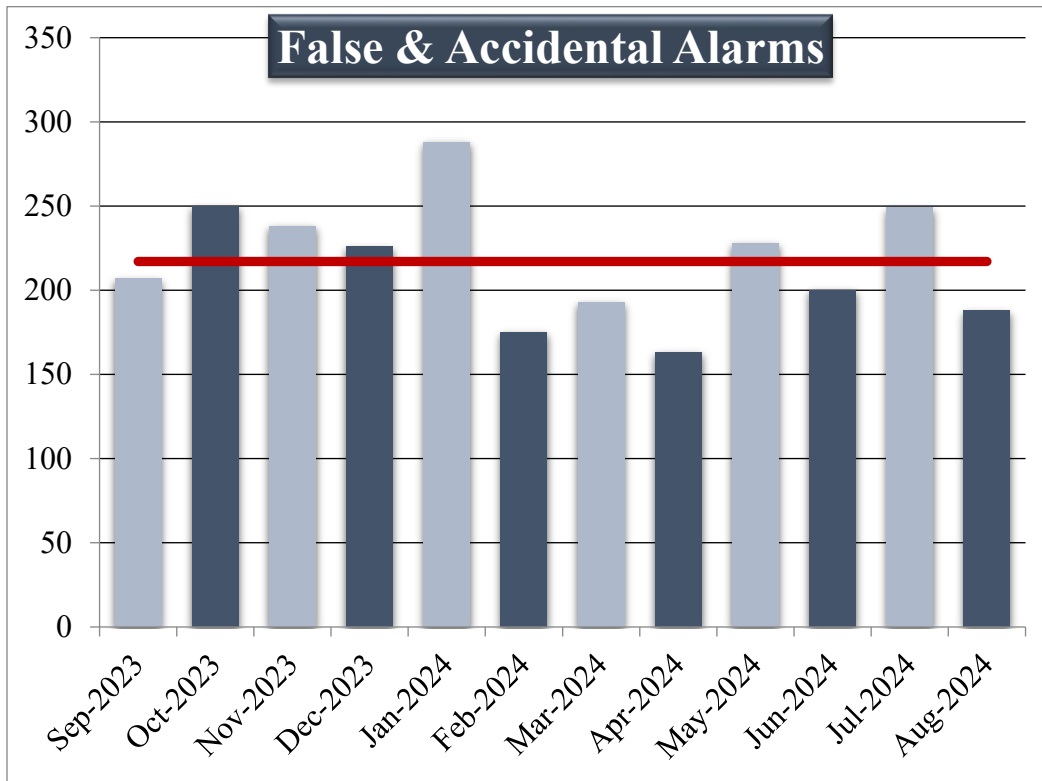


Interpretation:

- *Fires in outdoor spaces typically increase during the summer months of the year.*
- *The drying effects of climate change on City wildland spaces has been notable.*
- *The dry wildland season now begins early in April and extends to October, a six month period.*

Description:

- *Fires related to outdoor spaces and lands*



Interpretation:

- *It is expected that with the increasing density of living within the City, and the increase in buildings required to utilize automatic fire detection systems that the number of False & Accidental Alarm incidents will consistently and continually increase.*

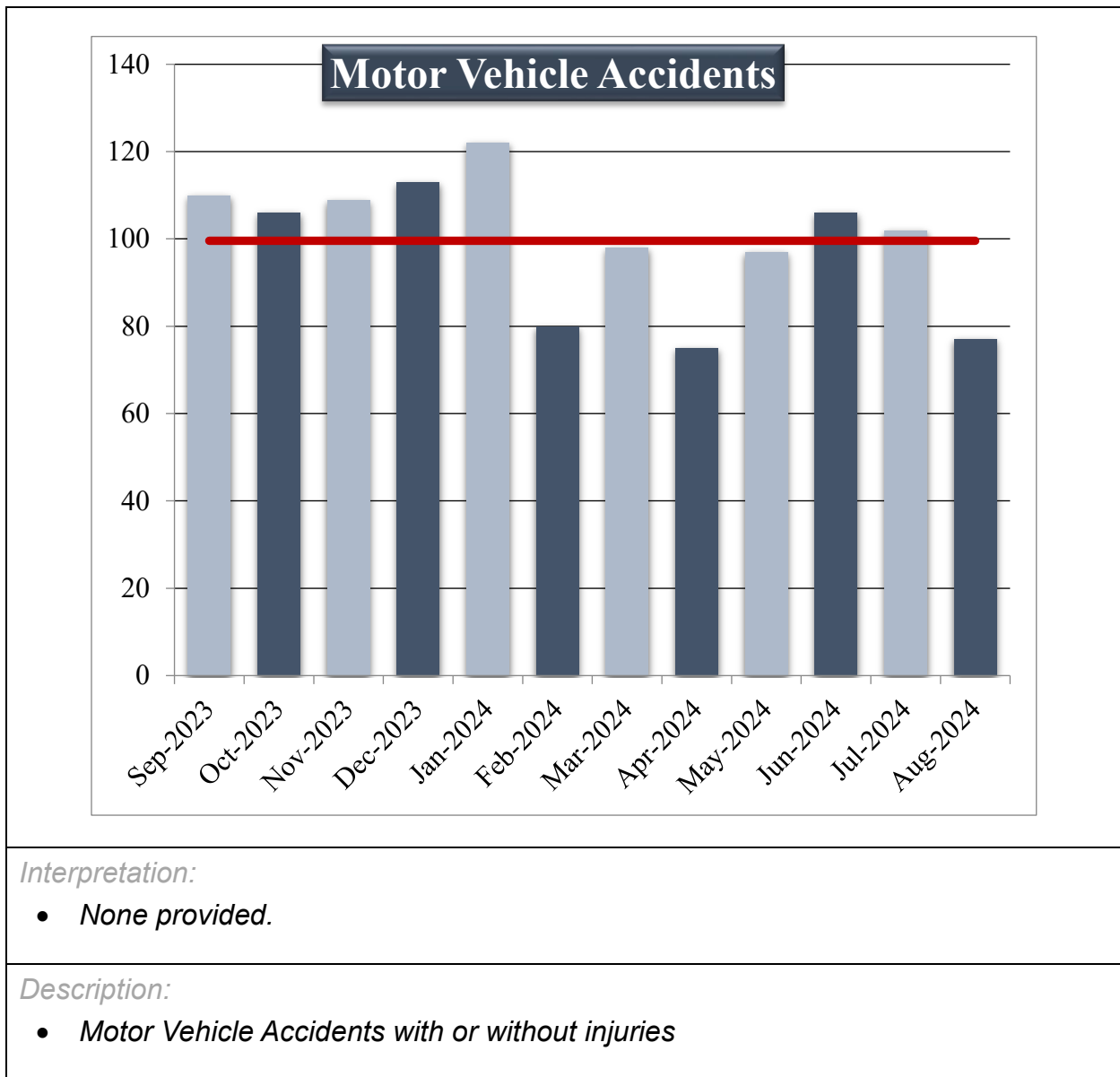
Description:

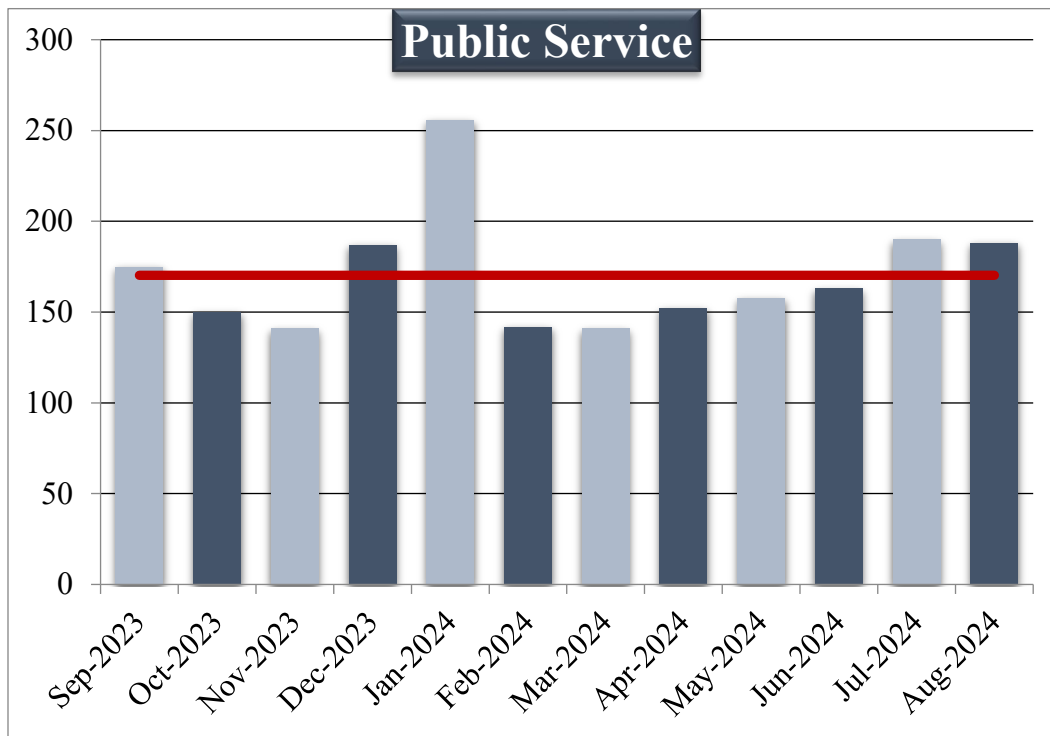
Accidental Alarm:

- *When there is a malfunction in a fire alarm system*
- *When a fire alarm is inadvertently activated*

False Alarm:

- *When a person deliberately reports a non-existent fire or emergency*
- *When a person deliberately activates an alarm system knowing that there is no fire or emergency*



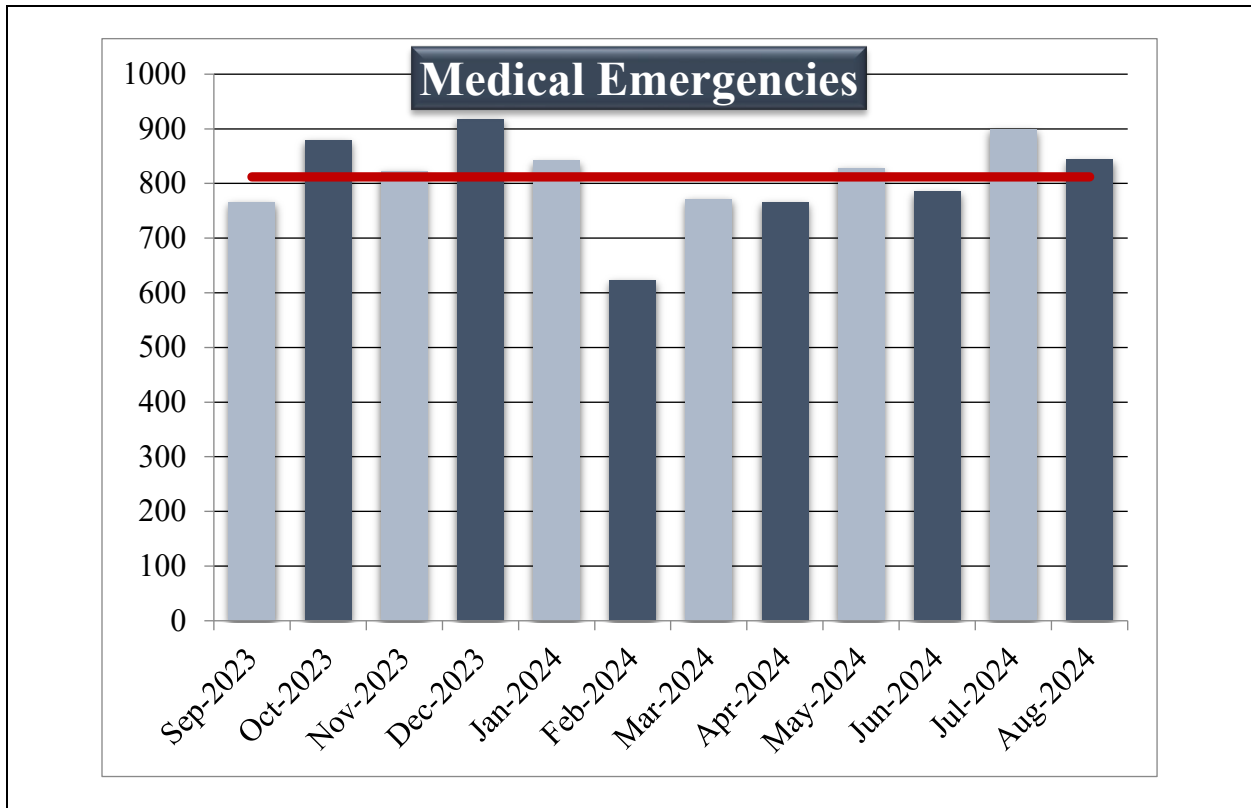


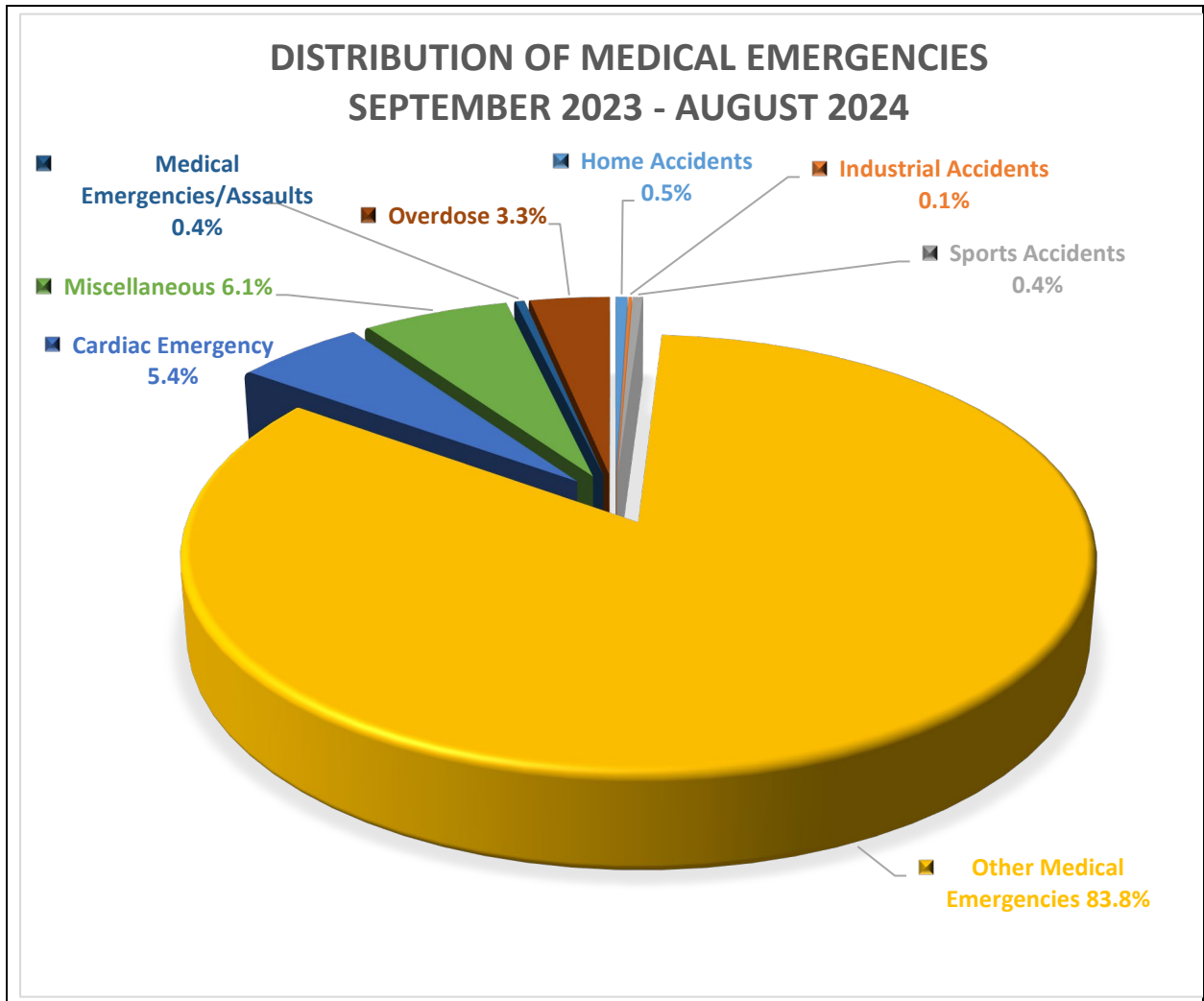
Interpretation:

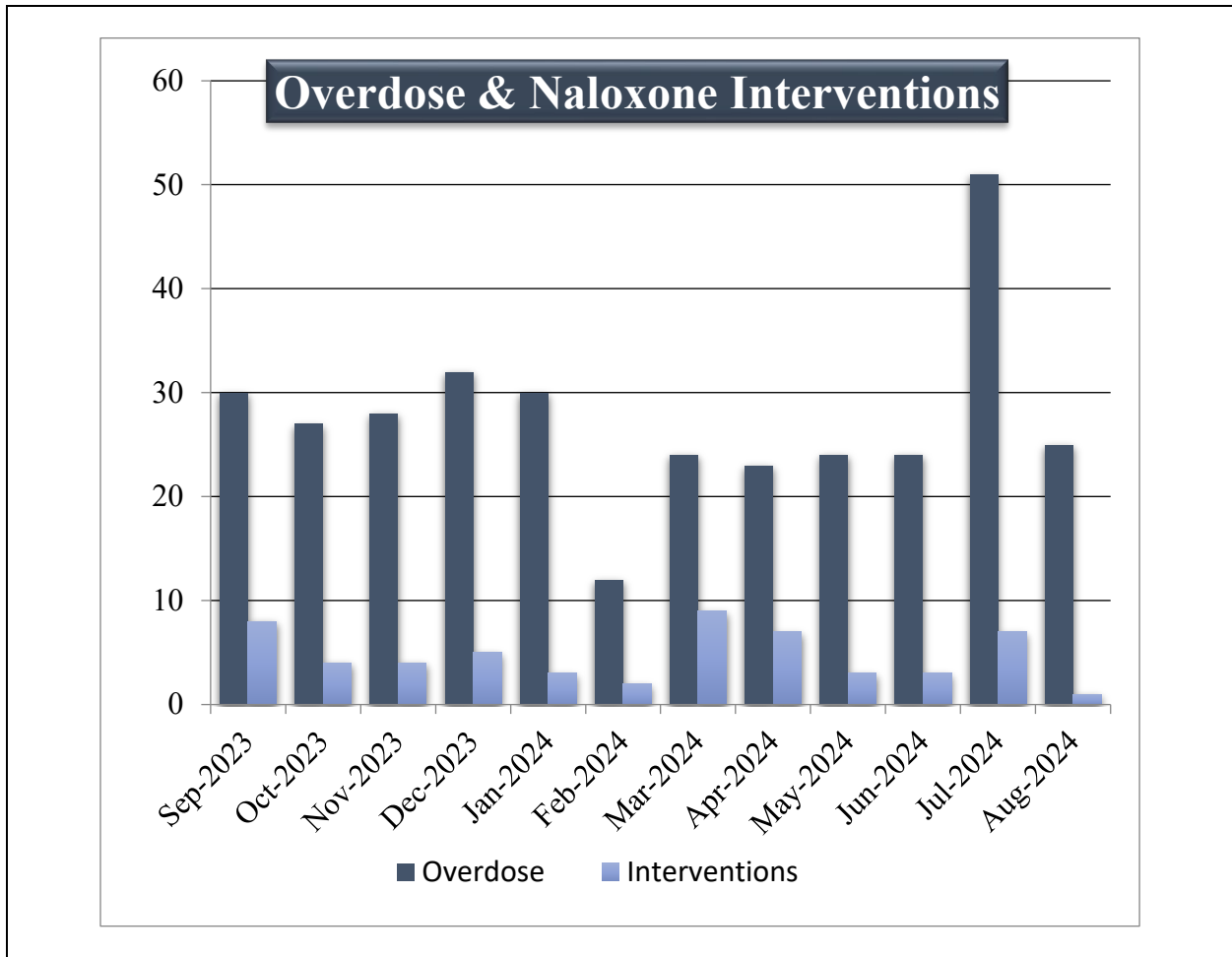
- *None provided.*

Description:

- *Assist incapacitated person(s)*
- *Assist person(s) to gain entry*
- *Assist police or other agency*
- *Street/road wash down*
- *Utility wires down*
- *Vehicle problems*
- *Water problems*
- *Miscellaneous*
- *Filming on Location*
- *Public Education/Demonstration/Show & Shines*
- *Tower Crane Survey*







Interpretation:

- None provided

Description:

- These statistics provide a representation of the total number of overdose based events responded to by the Burnaby Fire Department, with a further identifier of the number of those events where Naloxone is utilized to counteract the impairing substance.

2.2 Fire Prevention Division Statistics

| | | | | | | | | | | |
|---|---------------|-----------------|------------------|----------------|--------------------|------------------------|-------------------|--------------|--------------|--|
| May, June, July, August Total Activity: | 1003 | | | | | | | | | |
| Approvals & Reviews - Completed | | | | | | | | | | |
| | May | June | July | August | Total | | | | | |
| Pre-Final Buildings | 5 | 5 | 4 | 9 | 23 | | | | | |
| Building Final Approvals | 45 | 31 | 30 | 48 | 154 | | | | | |
| Fire Safety Plan Approvals | 8 | 19 | 13 | 25 | 65 | | | | | |
| Permit/Plan Application Reviews | 83 | 59 | 70 | 59 | 271 | | | | | |
| Alternative Solutions Code Report Reviews | 6 | 5 | 3 | 1 | 15 | | | | | |
| Witnessed Life Safety Functional Tests | 6 | 6 | 4 | 5 | 21 | | | | | |
| Business Licences | 26 | 63 | 49 | 50 | 188 | | | | | |
| Sprinkler | 10 | 1 | 5 | 26 | 42 | | | | | |
| FPP - Progress Inspection | 5 | 1 | 2 | 7 | 15 | | | | | |
| Day Care Applications | 4 | 7 | 4 | 6 | 21 | | | | | |
| Flow tests | 0 | 0 | 0 | 0 | 0 | | | | | |
| | | | | | 815 | | | | | |
| Investigations - Completed | | | | | | | | | | |
| | May | June | July | August | Total | | | | | |
| Fire Investigates Conducted | 9 | 4 | 7 | 11 | 31 | | | | | |
| Initial Inspections | | | | | | | | | | |
| May, June, July, August 2024 - Completed | Annual | Building | Complaint | Lockbox | Maintenance | On-Site Request | Food Truck | MISC. | Total | |
| High-Rise Buildings | 2 | 1 | 3 | 5 | 4 | 0 | 0 | 0 | 15 | |
| Low-Rise Buildings + Multifamily | 14 | 3 | 5 | 9 | 0 | 3 | 0 | 1 | 35 | |
| Business Complexes (Warehouse, Office) | 2 | 1 | 1 | 8 | 2 | 2 | 0 | 0 | 16 | |
| Base Buildings | 0 | 0 | 1 | 4 | 2 | 2 | 0 | 0 | 9 | |
| Child Care Facilities | 1 | 1 | 0 | 0 | 0 | 0 | 0 | 0 | 2 | |
| Educational Institutions & Schools | 0 | 3 | 0 | 0 | 0 | 1 | 0 | 0 | 4 | |
| Food Trucks | 0 | 0 | 0 | 0 | 0 | 0 | 4 | 0 | 4 | |
| Misc Building Type | 6 | 6 | 2 | 6 | 1 | 6 | 0 | 0 | 27 | |
| | | | | | | | | | 112 | |
| Re-Inspections | | | | | | | | | | |
| May, June, July, August 2024 - Completed | Annual | Building | Complaint | Lockbox | Maintenance | On-Site Request | Food Truck | MISC. | Total | |
| High-Rise Buildings | 3 | 0 | 2 | 1 | 1 | 0 | 0 | 0 | 7 | |
| Low-Rise Buildings + Multifamily | 17 | 0 | 0 | 1 | 0 | 0 | 0 | 0 | 18 | |
| Business Complexes (Warehouse, Office) | 6 | 0 | 0 | 0 | 1 | 0 | 0 | 0 | 7 | |
| Base Buildings | 1 | 0 | 2 | 0 | 3 | 0 | 0 | 0 | 6 | |
| Child Care Facilities | 0 | 1 | 0 | 0 | 0 | 0 | 0 | 0 | 1 | |
| Educational Institutions & Schools | 0 | 0 | 0 | 0 | 0 | 0 | 0 | 0 | 0 | |
| Food Trucks | 0 | 0 | 0 | 0 | 0 | 0 | 0 | 0 | 0 | |
| Misc Building Type | 1 | 0 | 1 | 0 | 4 | 0 | 0 | 0 | 6 | |
| | | | | | | | | | 45 | |

2.3 Training Division Programs

Training – Activities

Training Division Planning

- Investigate and develop proposal for Training Division staffing to assist in recruiting and retaining Training Division personnel

Fire Officer 1:

- Scheduling of 18 Fire Officer 1 Emergency Scene Management course for Fall Training Block 2024
- Ongoing re-development of detailed Fire Officer 1 course in anticipation of the entire Training Division change over in 2025
- Completion of single 2023 Fire Officer 1 candidate preceptorship (delayed due to MTD injury)

Fire Officer 2:

- On-shift candidate training to prepare for Emergency Scene Management exams
- 15 slotted for Fire Officer 2 participation
 - 1 – not included due to MTD
 - 1 – dropped from program due to administrative issue
 - 13 – Emergency Scene Management practical exams completed mid-May
 - 2 Emergency Scene Management practical redo's (one successful; one not ready to advance)
- Completed Fire Officer 2 programming re-development: detailed 5 day lesson plan programming completed for 2025 Fire Officer 2 (with diminished senior instructor participation due to Fire Officer 3 course)

First Responder/EMR:

- FR/EMR Coordinator (Ward) sent to Scope of Practice update course; upon return trained all existing First Responder instructors
- Entire departmental personnel completed practical component for Provincially mandated First Responder / Emergency Medical Responder scope of practice update
- Online written component for Scope of Practice update almost complete

- 15 personnel put through Red Cross First Responder Instructor course; completion of certification process on-going, with scheduled First Responder courses on shift or during recruit classes (last 4 complete in Feb 2025)

Rescue Task Force Medic:

- In response to a request from RCMP to address the need for adequate medical response during Active Threat emergencies, we have developed a program (still ongoing)
- Practical Training sessions to commence with RCMP tactical units Fall 2024

Department-wide Company Training/Operations:

- First Responder Scope of Practice training
- May: Annual Wildland Fire Response training (8 sessions)
- May/June: Watercraft Response training
- June: Ground Ladder Testing (on shift)
- July: Ladder Operations; Forcible Entry; Rescue
- July: annual on-shift Auto-Extrication Awareness
- July: annual departmental hose testing across shifts
- August: annual on-shift SCBA fit testing and N95 fit testing

Developed / Scheduled / Delivered Company Training for annual

JPRs:

- Fentanyl Response
- EV. Response
- Electrical Safety and Response
- Hi-rise Response (safety features)
- Transitional Attack
- Basement fires
- Hi-rise lobby systems and control
- MVI Scene Management
- Super Hi-rise Pumping Protocols
- ERG Review
- Vent-limited fires
- Electrical Safety for Firefighters
- Fentanyl Review
- ITAC Review
- Hose Handling Folder Review
- HazMat for First Responders

Return to Work:

- Supervised 4 – RTW personnel over 10 weeks for complete reintegration to active duties

Driver Training:

- Group 42 (Jan 2020 hire)
 - 8 completed level 1; 4 near completion; 3 not started due to specialty training or injury
- Group 43 (Fall 2020 hire): Geography Exam completed

3. COMMUNITY OUTREACH INITIATIVES

3.1 Community Engagements

Event Type: Burnaby PMHOT Meetings

Date: On-Going

- Detail:*
- Working on decommissioning the homeless camps that are through the City of Burnaby
 - More community outreach collaborated with the city of Burnaby for homelessness
 - Continued attendance at homeless encampments all across the City of Burnaby
 - Multiple homeless encampment fires and responses to cooking and burning to stay warm



Event Type: BMART (Burnaby Mobilization and Resiliency Table)
Date: On-Going
Detail:

- Working with Community Services to provide support with Juvenile Fire Setter Program & other applicable cases that meet the BMART model for referral
- BMART Meetings
 Weekly Assisted Bylaws, and Property Use with problem files

Event Type: BCAT (Burnaby Community Action Team)
Date: On-Going
Detail:

- Monthly meetings with updates to the numbers of overdoses 2024

| | July | June | Ma |
|--|-------------|-------------|-----------|
| Total Medical Emergencies | 900 | 785 | 82 |
| Total Overdose Incidents | 51 | 24 | 2 |
| % of Medicals that are Overdose Incidents | 5.67 | 3.06 | 2.9 |
| Number of Naloxone Interventions | 7 | 3 | |
| Number of Naloxone Doses Administered | 11 | 5 | |

Event Type: Burnaby School Outreach Engagement

Date: On-Going

- Detail:*
- Fire & Life Safety Education presentation to the City of Burnaby Public Safety Committee, about the education we are delivering in the schools
 - Over 4000 students were educated in fire and life safety at elementary schools in Burnaby and 2 high school classes



Event Type: Community Outreach Abandon Buildings in the COB

Date: On-Going

Detail:

- Participated in the following community outreach events:
Derelict properties help with the COB Bylaws and Property Use



Event Type: City of Burnaby Fire Risk Rating Signs Up and Around City

Date: On-Going

Detail:

- Collaborative effort with Fire, Parks, Media, Sign Shop, Outside Div Cupe23 to make, implement, and post throughout the COB. Also made business cards for all divisions to hand out with link to the fire website with the rules around what each rating means. Social media and interview on City TV one day before the fire ban province wide COB taking first steps in having High Fire Restrictions.



Event Type: High Risk Dwellings

Date: Ongoing

Detail: High Risk homes and buildings deal with Bylaws, Property Use, RCMP, City Building Personnel

- Helped create a high-risk building identification sheet for the Deputy Chief of Operations



Event Type: Media Relations – Public Information Officer

Date: Attended NFPA Public Education Symposium

Detail: Invited by Canadian Regional Manager NFPA to attend conference in Orlando, Florida with all the reps for NFPA Canada. Also participated in a panel about Canadian initiatives and was asked to present for 2025 NFPA Convention on Community Risk Outreach Initiatives in City of Burnaby with the unsheltered camps and outreach.



Event Type: Laurel St Works Yard Grand Opening
Date: May
Detail: Set up new Fire Safety house and had a display of Community Risk Reduction Items.



Event Type: Community Engagement

Date: Every Friday as Needed

Detail: Helped COB Bylaws with the Mosque across the street from Station #1 with protecting the egress points for emergency calls and maintaining traffic calming in front of the fire hall.



Event Type: Camper Vehicles

Date: June/July

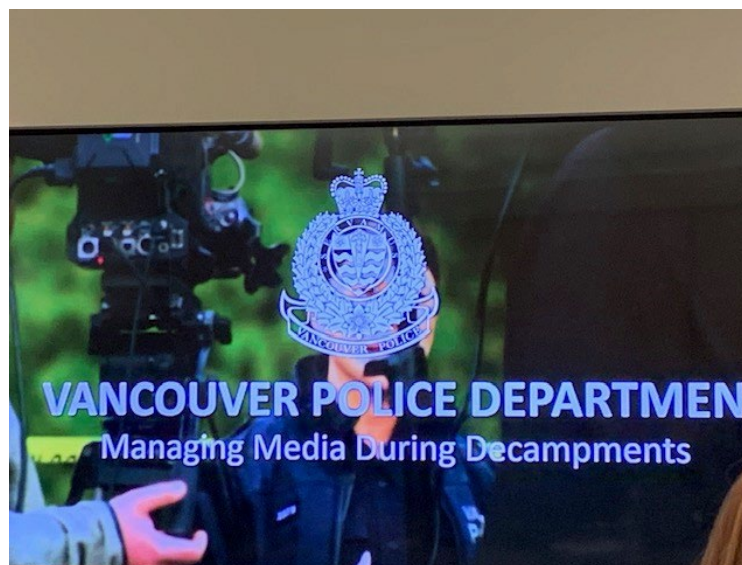
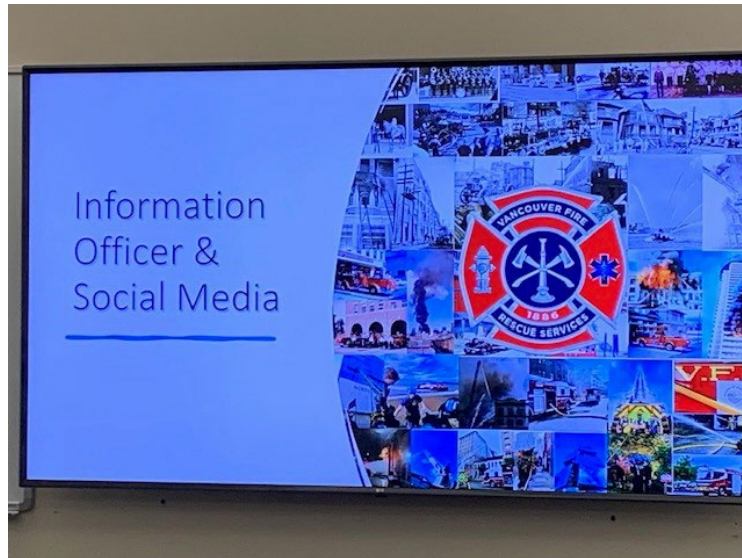
Detail: Assisted the COB and Bylaws, RCMP, City Inspectors in doing risk assessment of capers and vehicles and complaints along with high-risk location for firefighters.



Event Type: Media Relations Training

Date: June

Detail: Meeting in Vancouver with Van Fire, VPD, BCEHS and other Media outlets talking about media training and collaborating on scene with other agencies and media.



Event Type: BCIT Lithium Car battery Training Course

Date: June

Detail: Invited to BCIT for the Battery Vehicle Tech Training Course to be familiar with battery vehicles and how to be safe around them and the possibility of rolling out a Fire Training Course for our Department.



Conclusion

Thank you for the time and effort you spend referencing and utilizing this report in support of advancing the public safety of the City of Burnaby.



Miles Ritchie
ACTING FIRE CHIEF

:mr