



Burnaby Detachment Quarterly Report April 1 to June 31, 2024

Hats Off Day, an annual event in Burnaby. RCMP members, including the senior management team, proudly take part in this important community event in support of and to engage with businesses and members of the community.



A group of detachment employees celebrating the Pride month in a flag raising event at front of the detachment.



Executive Summary

This Quarterly Report covers the months of April to June 2024, the first quarter of fiscal year 2024/2025. Each year, the Burnaby Detachment Annual Performance Plan (APP) period runs from April 1 to March 31 of the following year. According to our 2024/2025 APP, our established Proactive Policing Priorities are the following:

- 1-Public Safety
- 2-Community Engagement/Communications
- 3-Vulnerable Persons
- 4-Youth
- 5-Human Resource/Wellness

The total calls for service decreased by 3% during this quarter compared to the same period in 2023 while the number of Priority 1 calls for service declined by 6%.

Total Crimes Against Persons decreased by 3% during this quarter over the same quarter in 2023. Most offences in this category showed a decrease. Weapons Offences showed the biggest decline going down by 100% followed by Kidnapping which declined by 60%. Extortion and Robbery also went down by 26% and 23% respectively. In contrast, Uttering Threats and Harassment went up by 10% and 8% respectively YOY. The rest of offences in this category remained pretty much unchanged. Total Property Crime increased by 7% this quarter compared to the same quarter in 2023. Shoplifting showed the biggest hike, 47%, followed by Frauds and Auto Theft with an increase of 26% and 25% respectively. Arson had the biggest decline, 47%, followed by B&E to Businesses and B&E to Residences with a decline of 30% and 24% respectively. Theft from Vehicle, Mischief, Theft from Mail, Bike Theft and Possession of Stolen Property decreased between 10% to 24% as well. Drugs offences overall increased by 21% this quarter compared to the same period last year. While Trafficking increased by 58%, Possession had a small decrease of 7%. Other Drugs offences remained unchanged. More details on pages 7-8.

According to Traffic statistics, Fatal collisions decreased from 2 to 1, and the number of collisions with injury slightly increased, 6%, while the number of collisions involving property damage increased by 17%.

Traffic Services and Property Crime units conducted various initiatives to achieve the set goals for our APP Priority of Public Safety. Traffic services conducted 193 high-risk driving enforcement operations, such as speed enforcement and distracted driving enforcement during this period. Burnaby Gang Enforcement Team, Strike Force and Community Response Team conducted targeted enforcement such as Boost and Bust initiatives to help reduce property crime.

During this quarter, employees from various units connected with community groups and partner agencies, in line with our APP priority of Public Engagement and Communications. Attendance at community gatherings such as Eid festival and the Pinoy cultural event in June, as well as several events during Police Week in May to interact with members of the communities, are a few examples to mention. Efforts by various units are on track to meet or exceed their goal for this priority.

Police Mental Health Outreach Team, Victim Services unit and the Investigative Support Team (IST) had a successful quarter in providing support to vulnerable groups in the community. They well exceeded their quarterly goals for this priority. Please see more details on page 5.

Our Youth Section officers had a busy quarter conducting their investigative and proactive duties. As well, they put extra efforts to provide support to schools during the graduation time in June. Youth section, along with Youth Services Restorative Justice program, are set to meet their APP goals under Youth priority. Details on page 6.

The activities under Human Resource/Wellness are continued by the relative contributing units and, so far, the units are on track to meet or exceed their set goals for the fiscal year. Details on page 7.



Burnaby Annual Performance Plan/Strategic Plan (2024/2025) April to June 2024

The Annual Performance Plan (APP) runs from April 1 to March 31 of the following year. The APP planning session for this fiscal year was held in April, in which representatives from the Detachment, partner agencies and community groups participated. The participants discussed the Detachment policing priorities for this year and selected the following five priorities:

- 1) Enhance Public Safety 2) Enhance Community Engagement/Communications 3) Enhance Service Delivery to Vulnerable Groups 4) Youth 5) Enhance Employee Wellness**

Objective: Enhance Public Safety

APP goals for this year are as follows:

- 600 High-Risk Driving Enforcement Operations
- 100 Targeted Enforcement Action
- 6 End Gang Life Referrals

Initiative	Results
High-Risk Driving Enforcement Operations	A totals of 236 Traffic enforcement operations were conducted during this quarter: -Traffic Section conducted a total of 193 enforcement operations which included 24 Sobriety roadblocks, 22 Pedestrian Safety through intersection enforcement, 30 Distracted driving, 95 Speeding, and 22 Commercial Vehicle Enforcement operations. Youth Section conducted a total of 43 enforcement operations mainly in school zones enforcing speeding and parking.
Targeted Enforcement Action	58 Targeted Enforcement action were taken during this quarter: -Burnaby Gang Enforcement Team (BGET) conducted 43 curfew checks -Investigative Support Team (IST) conducted 1 domestic violence investigation involving a Hells Angels member resulting in seizure of 55 firearms. IST also conducted 2 curfew checks. -Community Response Team (CRT) conducted 3 targeted enforcement including targeting a repeat violent offender stealing high value items from Home Depot store. CRT conducted 6 Boost and Bust operations during this report period resulting in arrest of 67 people and recovery of stolen products worth over \$22000. -Intimate Partner Violence (IPV) coordinator liaised with Probation office to enforce conditions, which included curfews on an IPV offender and ensured charges for breach of conditions were forwarded to the courts as applicable.
End Gang Life Referrals	1 End Gang Life (EGL) referral was submitted by BGET during this quarter.



Objective: Community Engagement/Communications

APP goals for this year are as follows:

- 50 Educational/Awareness Sessions in Community
- 60 Meetings/Outreach with Community Groups
- 8 Consultation/Outreach sessions with Indigenous Communities
- 50 Consultation/Meetings with local municipal government
- 90 Meetings with Partner Agencies for Collaboration
- 20 Deliberate/Planned Communication Strategies for Community Awareness

Initiative	Results
Educational/Awareness Sessions in Community	<p>During this period, a total of 39 educational sessions were conducted. Some examples:</p> <ul style="list-style-type: none"> -Traffic officers provided several road safety awareness sessions to community members during the police week. Provided safe driving sessions at different Choose your Ride events. -Youth Section provided 14 sessions; Information and recruiting booth at Metrotown, 6 Choose your Ride presentations at various local high schools, presentation for Arabic woman support group. -Victim Services conducted 6 sessions; organized booth at Metrotown for Victims of Crime week, attended various Police Week events and provided awareness on policing to community members.
Meetings/Outreach with Community Groups	<p>70 meeting/outreach sessions were conducted during this period. For example:</p> <ul style="list-style-type: none"> - Youth Section conducted Red Serge duties at several high school graduation ceremonies. -Crime Prevention/Victim Services attended weekly BMART, Burnaby Family Life meeting, Burnaby Poverty Reduction Strategy Committee meeting, police week community engagement, Hats Off day, Eid Festival, Scandinavian Festival, Pinoy Festival, McHappy Days, Laurel Street Grand Opening. -Strategic Planning Unit organized the annual APP consultation meeting in which group of community stakeholders participated to decide on the policing priorities for the current fiscal year.
Consultation/Outreach sessions with Indigenous Communities	<p>A total of 10 meetings/outreach sessions were conducted during this period:</p> <ul style="list-style-type: none"> -Detachment representative liaised with the Pulling Together Canoe society to plan for the Canoe journey in summer. Participated in Red Dress day ceremony. Helped plan the canoe awakening ceremony in conjunction with the Squamish Nation and West Van police. Participated in National Indigenous Persons Day with the Canoe family.
Consultation/Meetings with local municipal government	<p>Burnaby RCMP OIC conducted a total of 25 meetings with the City of Burnaby which included weekly Management Committee meetings, weekly contact with the General Manager Public Safety, Budget meeting at the City, meetings regarding the new detachment building project and Public Safety Committee meetings. Traffic NCO attended the City Transportation Committee meeting.</p>
Meetings with Partner Agencies for Collaboration	<p>Total of 40 meetings were held with partner agencies by different units contributing to this initiative. To name a few: Intimate Partner Violence (IPV) coordinator hosted a bi-monthly Interagency Case Assessment Team (ICAT) meeting aimed at monitoring/supporting the highest-risk domestic violence relationships. Traffic Services met with ICBC and Road Safe BC to discuss plans for the BCACP Impaired Driving campaign. Victim Services bi-monthly met with ICAT, MCFD and First Nations Health authority to discuss several highest risk domestic files and provide wrap around support for victims.</p>
Deliberate/Planned Communication Strategies for Community Awareness	<p>The Communications Team conducted 5 planned communications with the public including a news release about an information session for the prevention of violence against women week in Burnaby. In early June, the team published an alert to the public advising of an assault in Central Park.</p>

Third Party Rule Applies. No further dissemination without consent of the originator



Objective: Enhance Service Delivery to Vulnerable Groups

The APP goals for the year under this objective are:

- 80 Planned visits to vulnerable persons in the community
- 40 Proactive joint police/nurse Mental Health Outreach
- 8 Presentations for detachment employees regarding vulnerable persons
- 25 Referrals by the Mobile Integrated Crisis Response (MICR) team
- 10 Awareness sessions to vulnerable people on Intimate Partner Violence

Initiative	Results
Planned visits to vulnerable persons (ie: unhoused persons) in the community	Police Mental Health Outreach Team (PMHOT) conducted 58 planned and unplanned visits to homeless encampments. The planned site visits were done in conjunction with the City Property Use Coordinators (PUC) and/or City Outreach. Unplanned visits are conducted generally after a referral is received from Frontline officers or a call for service is dispatched from the queue. Care packages are frequently given out at the camps, progressive housing complexes, parks and any other area where vulnerable persons can be found.
Proactive joint police/nurse Mental Health Outreach	PMHOT conducted 15 joint outreach visits with a Fraser Health Mental Health Team such as Burnaby Mental Health, Home Health, and the Older Adult Mental Health team. Visits with Fraser Home Health or Burnaby Mental Health are conducted when called to assist roughly 3-5 times a month, some will be referred to Frontline as Home Health calls during off hours. PMHOT meets with ACT, BMART and Burnaby Mental Health on a weekly basis in relation to information sharing for at risk individuals.
Presentations for detachment employees regarding vulnerable persons	PMHOT conducted no presentations for employees during this period due to shortage of resources.
Referrals by the Mobile Integrated Crisis Response (MICR) team	A total of 53 referrals were made during this period. In consultation with our Fraser Health partners, roughly 10-15% of files the nurse will make a referral. With respect to youths, 50% of youth files are referred to the SMART program or other mental health services for youth.
Awareness sessions to vulnerable people on Intimate Partner Violence	7 Awareness sessions were conducted during this report period: <ul style="list-style-type: none"> -Victim Services organized a one day information session at Metrotown Centre for the Prevention of Violence Against Women Week. IPV NCO met with an IPV victims to educate them on safety and the differences between Release Order conditions versus Protection Order conditions. Also, IPV NCO advocated for a victim who was self-blaming for being assaulted- encouraged her to receive medical treatment, and provide statement. -IST investigated and assisted in the safe arrests of high-risk IPV suspects and managed the victims in these cases. At least two of these cases involved gang-members.

Third Party Rule Applies. No further dissemination without consent of the originator



Objective: Youth

APP/Strategic Plan goals under this objective for this year are:

- 80 Meetings with At-Risk Youth
- 300 Pro-Active School Visits
- 35 Restorative Justice Referrals

Initiative	Results
Meetings with At- Risk Youth	<p>Total of 80 meetings with At-Risk Youth were conducted:</p> <ul style="list-style-type: none"> -Youth Section officers conducted Pro-active meetings with youths who are vulnerable to falling into criminal activities or already involved in criminal activities. Youth officers meet with At-Risk youth, at schools or in the community, to provide support by connecting them to appropriate service they might need, to encourage them to stay on track with their schooling and to prevent them from falling into criminal activities.
Pro-Active School Visit	<p>Total of 199 proactive school visits were conducted during this report period:</p> <ul style="list-style-type: none"> -Youth Section made 167 school visits. Youth Section Members attend schools to check-in with staff and students to address any potential issues. This Included talks and events such as inter-mural sports, fundraisers, BBQs, open houses etc. -The Restorative Justice Program staff visited schools 32 times to hold classroom dialogue circles with students around the topics of: Circle dialogue, response to harm in the classrooms, healthy relationships, the impact of gossiping and words, how to be an upstander, taking responsibility, and apologizing. For these circles the RJ staff went to Capitol Hill Elementary, Second Street Community School, Suncrest Elementary, and Lakeview Elementary where they worked in 13 different classrooms.
Restorative Justice Referrals	<p>There were total of 14 new referrals in this reporting period.</p> <ul style="list-style-type: none"> -The Burnaby RCMP Restorative Justice Program received 14 youth referrals. The types of offences involved were as follows: <p>7 shoplifting, 2 robbery, 2 assault, 1 bullying, 1 distribution of intimate images, and 1 extortion.</p>

Third Party Rule Applies. No further dissemination without consent of the originator



Objective: Employee Wellness

The APP/Strategic Plan goals under this objective are as follows:

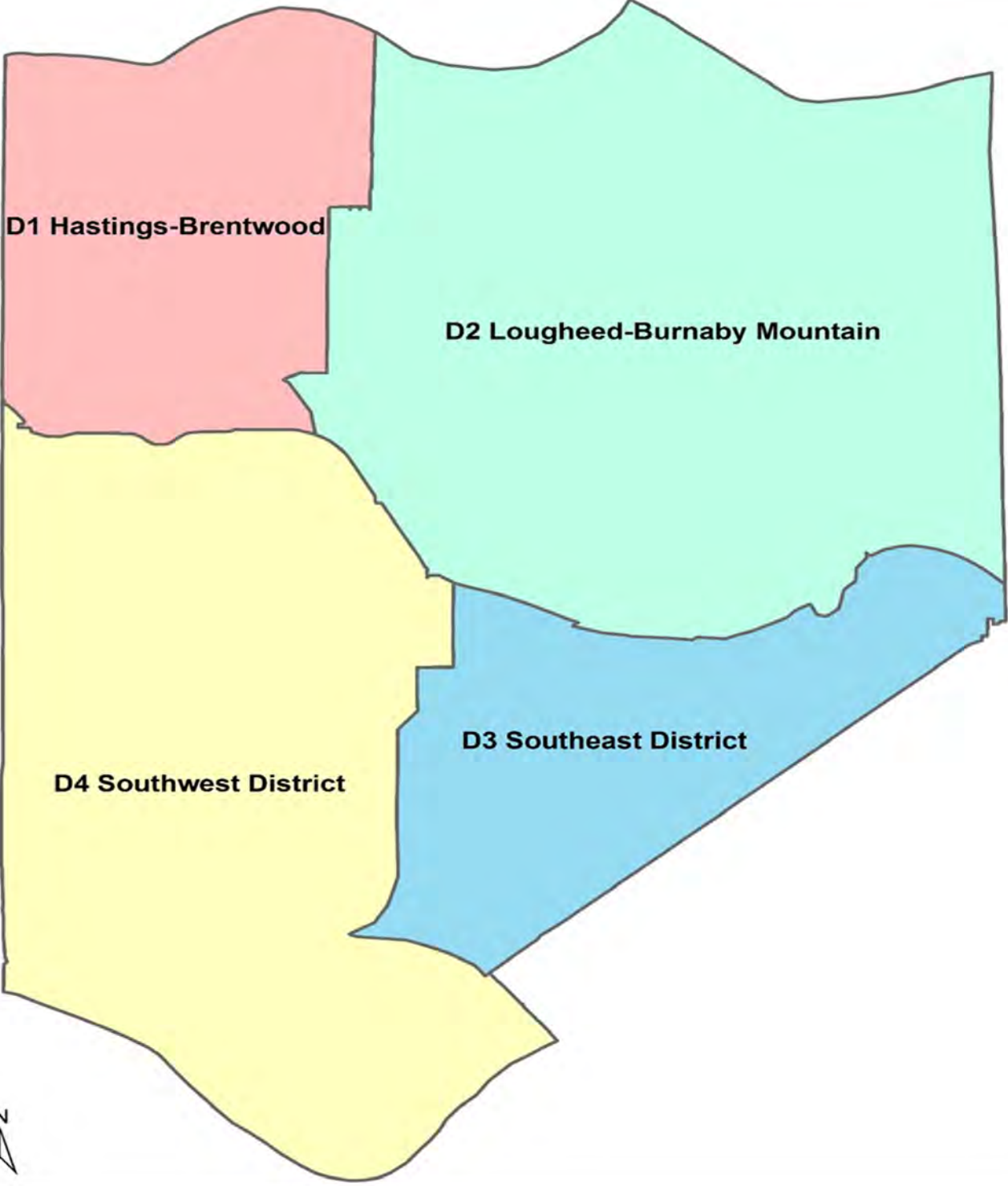
- 6 EDI related Educational/Awareness sessions/events for employees
- 4 Recruitment Info sessions for university/college students/general public
- 10 Info sessions by MEs to recruit volunteers with potential of becoming employees
- 12 Wellness initiatives
- 60 Discretionary training sessions offered to employees
- 80% RMs qualified on their Mandatory Training (OST, AFQ)

Initiative	Results
EDI related Educational/Awareness sessions/events for employees	2 sessions were conducted during this period: A group of detachment employees joined several Special Olympics athletes to hold the Law Enforcement Torch Run on May 29. On June 6th, a group of detachment employees participated in a LGBTQIA2S+ flag raising ceremony at front of the detachment to celebrate the Pride month.
Info sessions for university/college students/general public	2 educational sessions conducted: 1– Engagement with attendees at Canada Day event and providing them with information regarding policing career. 2– Members set up a booth at the Filipino festival and handed out pamphlets to attendees regarding policing career.
Info sessions by MEs to recruit volunteers with potential of becoming employees	10 sessions were conducted during this report period.: Detachment municipal employees attended various major community events such as Canada Day, Eid festival, Coffee with Cops and Hats Off Day and set up booth to engage with community members, especially the youth, to encourage potential volunteers to work at the detachment with hope of getting hired as MEs in the future.
Wellness initiatives	3 initiatives were conducted during this period: The detachment Wellness Committee meetings (monthly) to discuss wellness ideas to improve employees’ wellness, coordination of Food trucks attending the detachment for employees to buy lunch, Will Preparation sessions held at the detachment for employees.
Discretionary training sessions offered to employees	-Training Section offered 24 discretionary training sessions that were a combination of Roll Call, Workshops, presentations and New Member Training sessions. 2 Sessions ALPR Training, 1 Session Human and Child Sex Trafficking Seminar, 4 Sessions INSET Roll Call Training, 1 Session Modernization of Code of Conduct, 1 Session Resolving Conflict, 4 Sessions MCFD Roll Call Training, 1 Session DFO Training, 1 Session E-Ticketing, 2 Sessions T7 Upgrade Courses, 1 Session T7 New User, 2 Sessions ICIR 200 courses. IPV NCO completed a one-week course at SFU on advanced threat/risk assessment strategies. IST NCO i/c liaised with Burnaby Community Corrections to arrange information tours of the Burnaby probation office to enhance relationship between police and probation. IST NCOs attended Informal Conflict Management Practices session and Modernization of Code of Conduct session.
% RMs qualified on their Mandatory training (OST, AFQ, CAFQ, CEW)	Operational Skills Training (OST): 83% Compliant Annual Firearm Qualification (AFQ): 75% compliant

Third Party Rule Applies. No further dissemination without consent of the originator



City of Burnaby Patrol Districts



Third Party Rule Applies. No further dissemination without consent of the originator



Quarter 2 Summary

Crime Type	Year over Year (YOY) Quarterly Comparison				Quarterly Comparison				YTD Comparison			
	2023 Q2 Total	2024 Q2 Total	+/-	% Change YOY Q2	2024 Q1 Total	2024 Q2 Total	+/-	% Change Q1-Q2	2023 Total	2024 Total	+/-	% Change YTD
Crimes Against Persons	714	690	-24	-3%	729	690	-39	-5%	1328	1419	91	7%
Property Crime	2339	2503	164	7%	2334	2503	169	7%	4688	4837	149	3%
Other Criminal Code	669	750	81	12%	637	750	113	18%	1240	1387	147	12%
Controlled Drugs	29	35	6	21%	43	35	-8	-19%	76	78	2	3%
Police Attended Collisions	468	533	65	14%	537	533	-4	-1%	967	1070	103	11%
Impaired Driving	49	64	15	31%	56	64	8	14%	101	120	19	19%

Category	Year over Year (YOY) Quarterly Comparison				Quarterly Comparison				YTD Comparison			
	2023 Q2 Total	2024 Q2 Total	+/-	% Change YOY Q2	2024 Q1 Total	2024 Q2 Total	+/-	% Change Q1-Q2	2023 Total	2024 Total	+/-	% Change YTD
WORKLOAD DISTRIBUTION												
Priority 1 Calls	1164	1091	-73	-6%	1104	1091	-13	-1%	2271	2195	-76	-3%
Calls for Service (CFS)	11601	11196	-405	-3%	10720	11196	476	4%	22328	21916	-412	-2%
CFS/General Duty Member	123.4	110.9	-12.6	-10%	104.1	110.851	6.8	7%	236.3	214.86	-21.4	-9%
Street Checks	0	0	0	0%	0	0	0	0%	0	0	0	0%
Curfew Checks	19	45	26	137%	2	45	43	2150%	24	47	23	96%
ADMINISTRATIVE												
Prisoners Logged	268	347	79	29%	363	347	-16	-4%	554	710	156	28%
Charges Submitted	465	542	77	17%	665	542	-123	-18%	929	1207	278	30%
Firearms Seized	27	80	53	196%	43	80	37	86%	108	123	15	14%
ACCOUNTABILITY												
Subject Behavior Officer Response (SBOR)	27	28	1	4%	46	28	-18	-39%	69	74	5	7%
Public Complaints Received	24	14	-10	-42%	14	14	0	0%	36	28	-8	-22%

Legend

Red font: Increase over 15% in Offense Type/Measure

Blue font: Up to 15% increase in Offense Type/Measure

Green font: Decrease in Offense Type/Measure

nc = not calculable

Q1: January, February, March

Q2: April, May, June

Q3: July, August, September

Q4: October, November, December

%Change YOY: Percent change current year compared to previous year

Third Party Rule Applies. No further dissemination without consent of the originator



Quarter 2 – Detailed Crime Summary

Crime Type	Year over Year (YOY) Quarterly Comparison				Quarterly Comparison				YTD Comparison			
	2023 Q2 Total	2024 Q2 Total	+/-	% Change YOY Q2	2024 Q1 Total	2024 Q2 Total	+/-	% Change Q1-Q2	2023 Total	2024 Total	+/-	% Change YTD
CRIMES AGAINST PERSONS												
Assault	338	320	-18	-5%	342	320	-22	-6%	618	662	44	7%
Attempted Murder	0	0	0	0%	1	0	-1	-100%	0	1	1	0%
Extortion	46	34	-12	-26%	41	34	-7	-17%	78	75	-3	-4%
Harassment	121	131	10	8%	126	131	5	4%	212	257	45	21%
Homicide	1	1	0	0%	1	1	0	0%	2	2	0	0%
Human Trafficking	0	0	0	0%	1	0	-1	-100%	0	1	1	0%
Intimidation	0	0	0	0%	0	0	0	0%	0	0	0	0%
Kidnapping	5	2	-3	-60%	4	2	-2	-50%	8	6	-2	-25%
Robbery	22	17	-5	-23%	24	17	-7	-29%	54	41	-13	-24%
Sexual Offences	59	54	-5	-8%	68	54	-14	-21%	130	122	-8	-6%
Utter Threats	119	131	12	10%	119	131	12	10%	222	250	28	13%
Weapons Offences	3	0	-3	-100%	2	0	-2	-100%	4	2	-2	-50%
Crimes Against Persons Total	714	690	-24	-3%	729	690	-39	-5%	1328	1419	91	7%
PROPERTY CRIME												
Arson	15	8	-7	-47%	16	8	-8	-50%	28	24	-4	-14%
Auto Theft	59	74	15	25%	57	74	17	30%	158	131	-27	-17%
Bike Theft	60	54	-6	-10%	34	54	20	59%	88	88	0	0%
B&E Business	122	85	-37	-30%	137	85	-52	-38%	233	222	-11	-5%
B&E Other	47	43	-4	-9%	34	43	9	26%	80	77	-3	-4%
B&E Residence	46	35	-11	-24%	38	35	-3	-8%	123	73	-50	-41%
Frauds	309	390	81	26%	396	390	-6	-2%	603	786	183	30%
Mischief	315	273	-42	-13%	303	273	-30	-10%	564	576	12	2%
Other Theft	288	294	6	2%	272	294	22	8%	569	566	-3	-1%
Possession of Stolen Property	21	16	-5	-24%	9	16	7	78%	37	25	-12	-32%
Shoplifting	591	867	276	47%	715	867	152	21%	1233	1582	349	28%
Theft from Mail	21	19	-2	-10%	17	19	2	12%	46	36	-10	-22%
Theft from Vehicle	445	345	-100	-22%	306	345	39	13%	926	651	-275	-30%
Property Crime Total	2339	2503	164	7%	2334	2503	169	7%	4688	4837	149	3%
OTHER CRIMINAL CODE (CC) VIOLATIONS												
Breach of Conditions	64	68	4	6%	71	68	-3	-4%	124	139	15	12%
Cause Disturbance	495	592	97	20%	472	592	120	25%	932	1064	132	14%
Other Criminal Code	110	90	-20	-18%	94	90	-4	-4%	184	184	0	0%
Other CC Total	669	750	81	12%	637	750	113	18%	1240	1387	147	12%
CONTROLLED DRUGS AND SUBSTANCES												
Import/Export	0	2	2	0%	3	2	-1	-33%	2	5	3	150%
Possession	14	13	-1	-7%	16	13	-3	-19%	32	29	-3	-9%
Production	0	1	1	0%	1	1	0	0%	0	2	2	0%
Trafficking	12	19	7	58%	22	19	-3	-14%	37	41	4	11%
Other	3	0	-3	-100%	1	0	-1	-100%	5	1	-4	-80%
Controlled Drugs Total	29	35	6	21%	43	35	-8	-19%	76	78	2	3%

Third Party Rule Applies. No further dissemination without consent of the originator



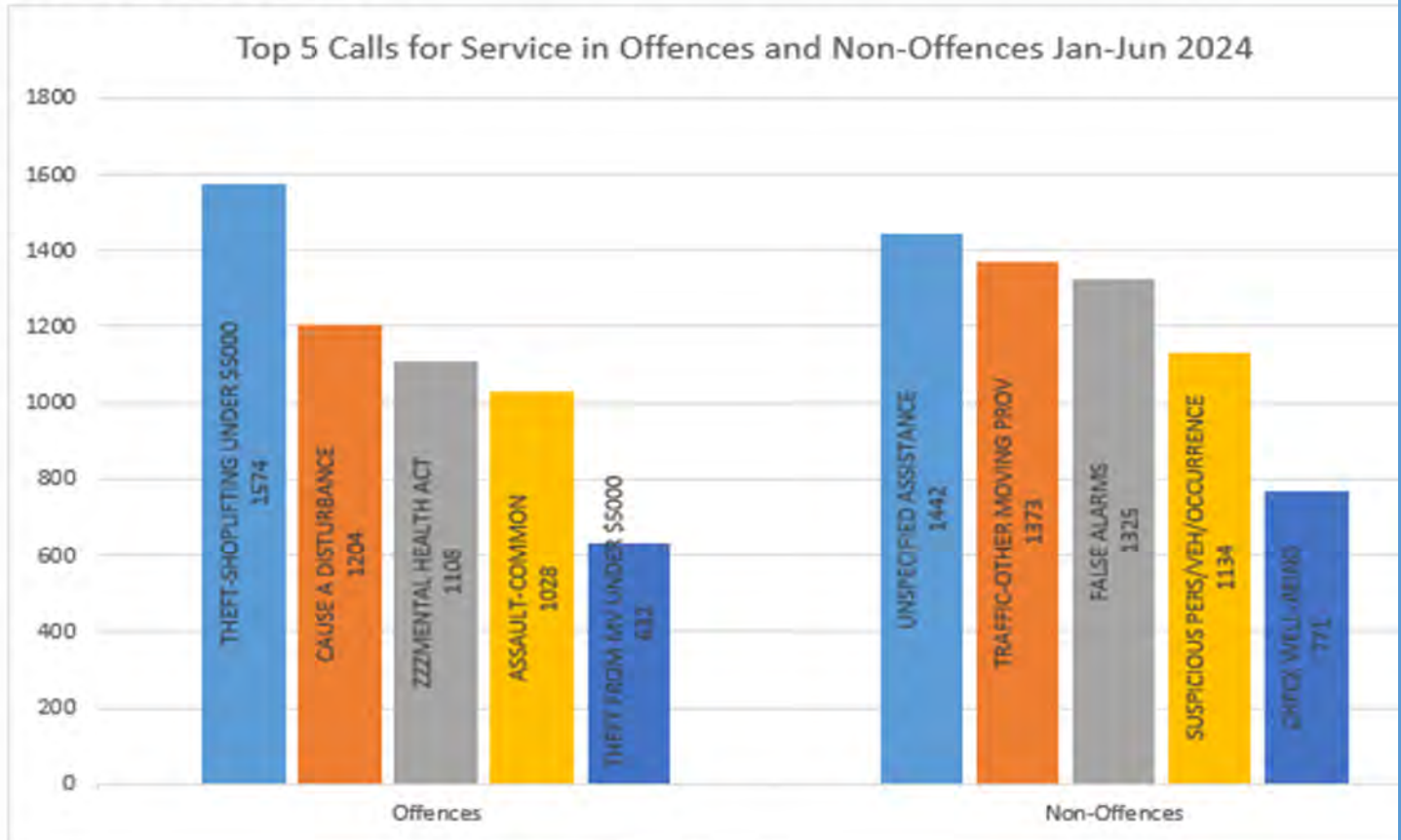
Quarter 2 – Traffic Summary

Traffic Statistics	Year over Year (YOY) Quarterly Comparison				Quarterly Comparison				YTD Comparison			
	2023 Q2 Total	2024 Q2 Total	+/-	% Change YOY Q2	2024 Q1 Total	2024 Q2 Total	+/-	% Change Q1-Q2	2023 Total	2024 Total	+/-	% Change YTD
COLLISIONS												
Collision - Fatal	2	1	-1	-50%	1	1	0	0%	3	2	-1	-33%
Collision - Non-Fatal Injuries	109	116	7	6%	104	116	12	12%	213	220	7	3%
Collision - Property Damage	357	416	59	17%	432	416	-16	-4%	751	848	97	13%
Collisions Total	468	533	65	14%	537	533	-4	-1%	967	1070	103	11%
IMPAIRED												
Impaired Driving (ADP)	1	0	-1	-100%	1	0	-1	-100%	2	1	-1	-50%
IRP - Fail ASD/Refuse ASD	25	43	18	72%	39	43	4	10%	56	82	26	46%
Total Impaired	26	43	17	65%	40	43	3	8%	58	83	25	43%
215 - 24hr	10	11	1	10%	3	11	8	267%	16	14	-2	-13%
IRP Warn	13	10	-3	-23%	13	10	-3	-23%	27	23	-4	-15%
Total 215/IRP Warn	23	21	-2	-9%	16	21	5	31%	43	37	-6	-14%
Total Impaired Drivers	49	64	15	31%	56	64	8	14%	101	120	19	19%
MOTOR VEHICLE ACT												
Motor Vehicle Act Charges	2331	2676	345	15%	1861	2676	815	44%	4847	4537	-310	-6%
Electronic Device Charges	180	214	34	19%	339	214	-125	-37%	806	553	-253	-31%

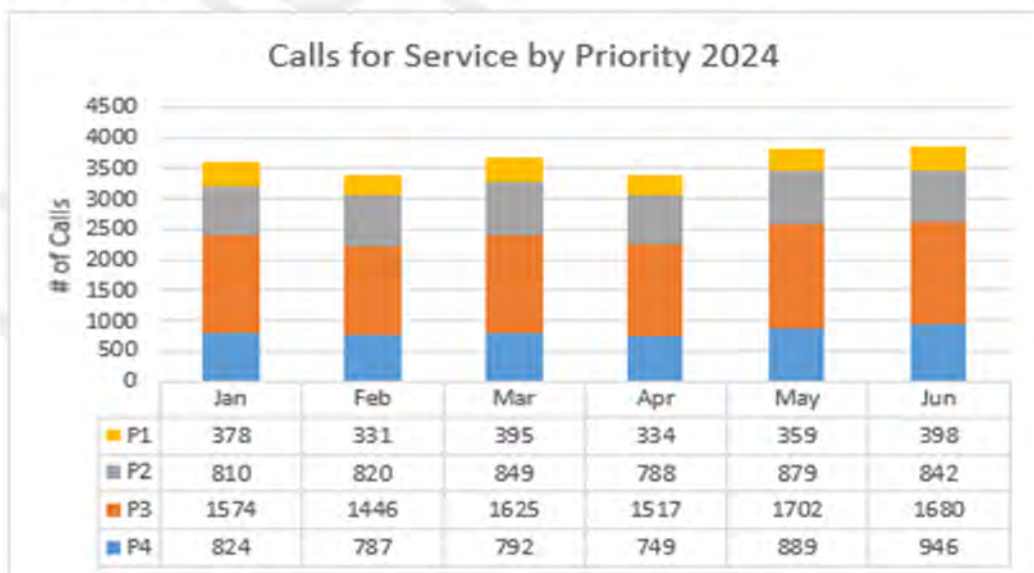
Third Party Rule Applies. No further dissemination without consent of the originator



Top 5 Calls for Service



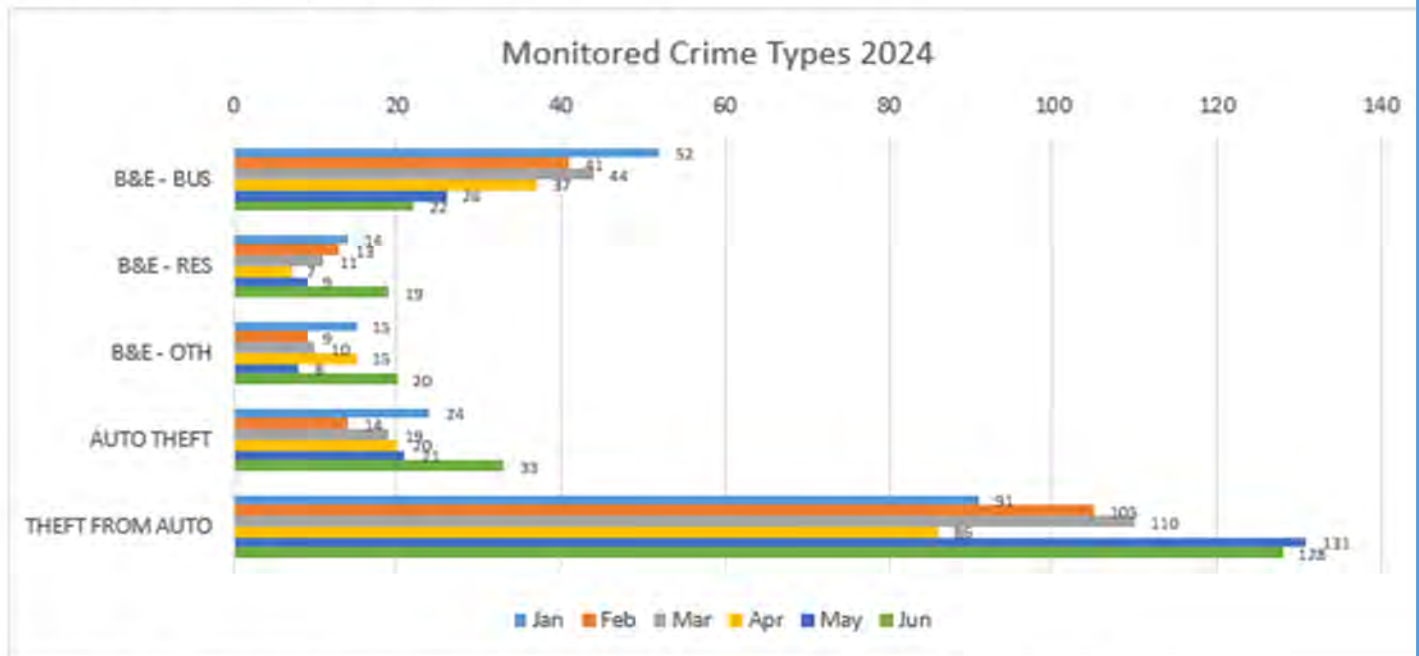
Calls for Service by Priority



Third Party Rule Applies. No further dissemination without consent of the originator

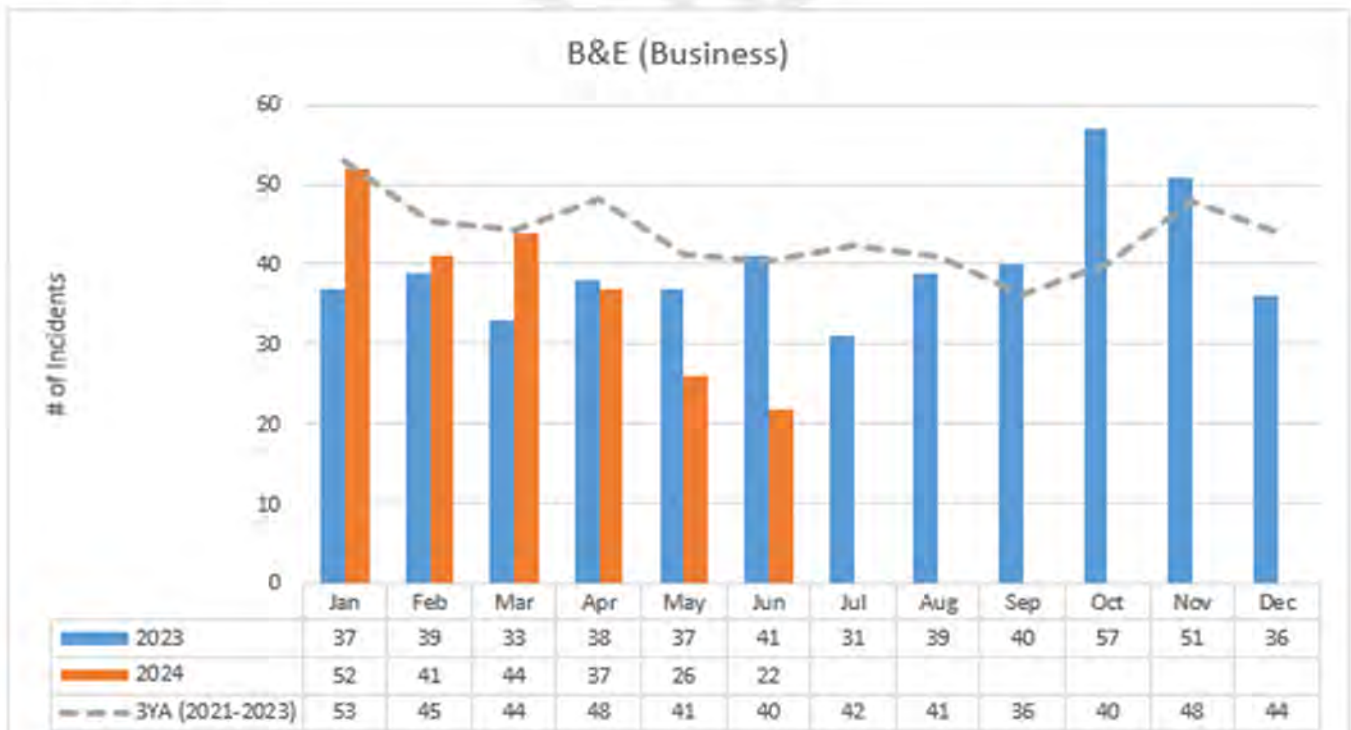


Monitored Crime Types 2024



Graphs for each monitored Crime Types with 3-year average comparison

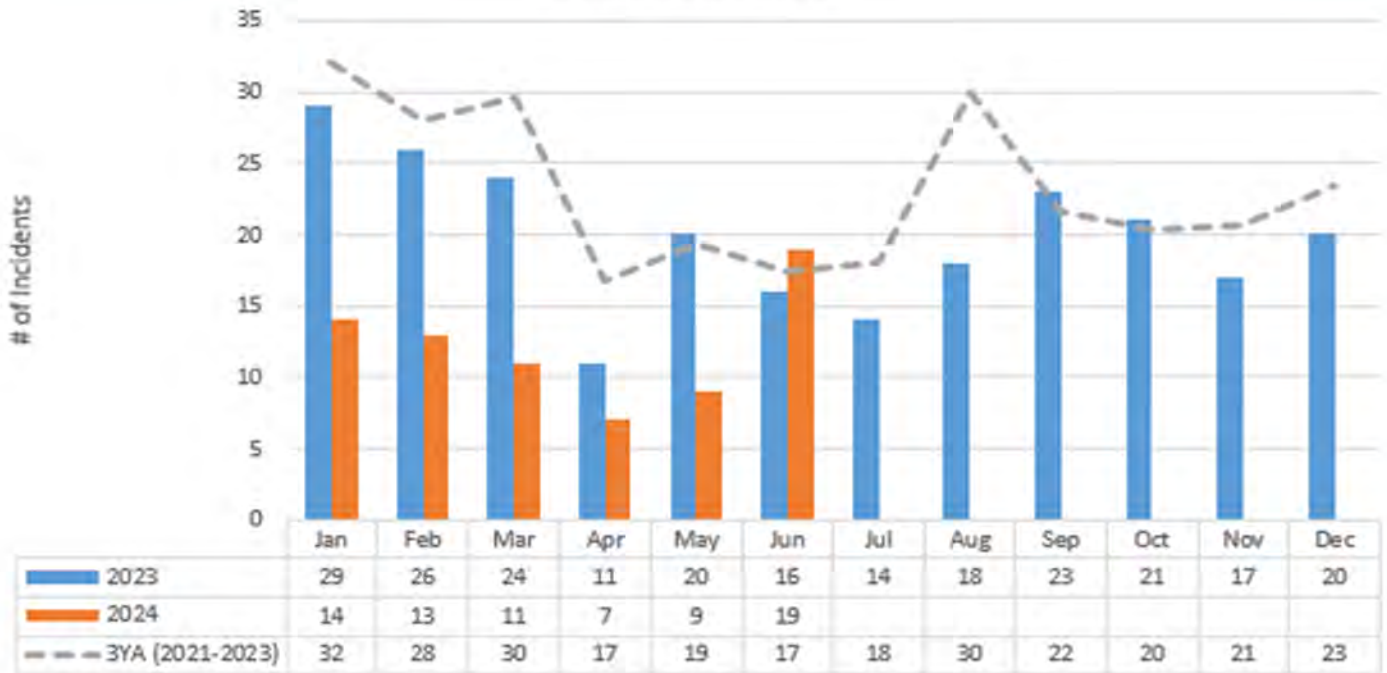
Break and Enters



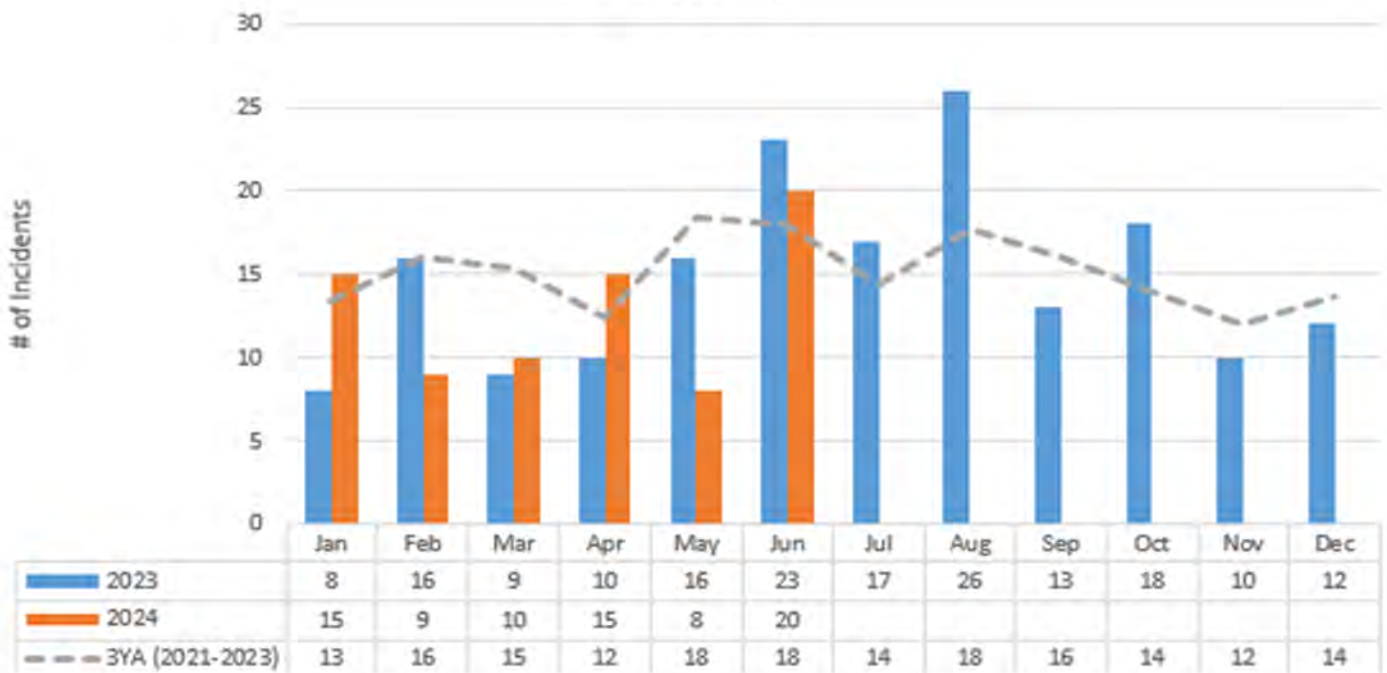
Third Party Rule Applies. No further dissemination without consent of the originator



B&E (Residential)



B&E (Other)

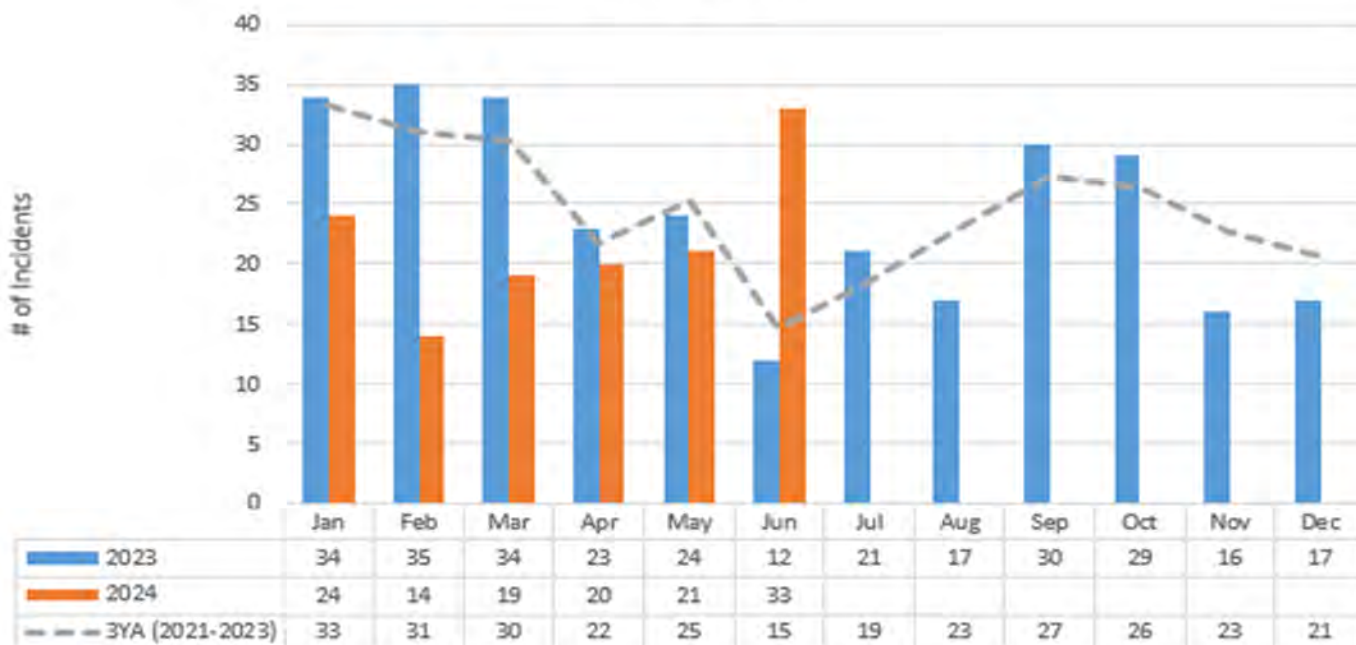


Third Party Rule Applies. No further dissemination without consent of the originator

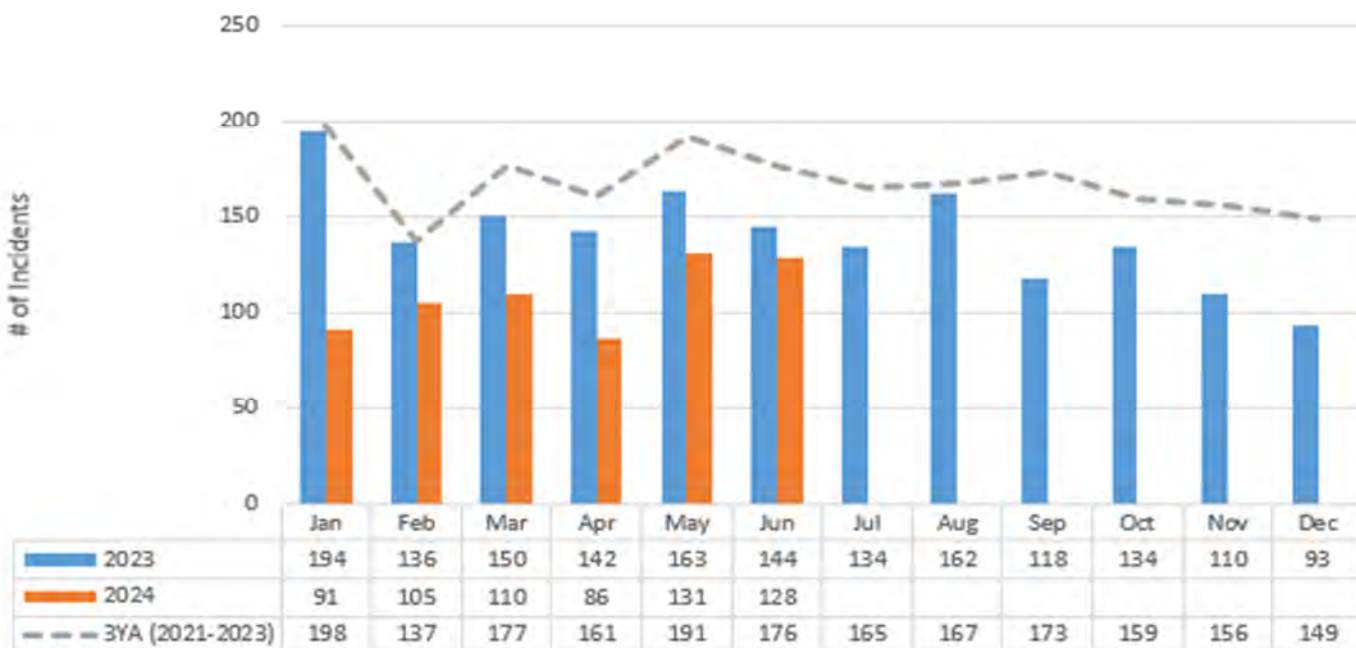


Auto Crimes

Auto Theft



Theft from Auto



Third Party Rule Applies. No further dissemination without consent of the originator



Notes and Definitions

The statistical data in this report is extracted from PRIME – BC. The data included in this report represent “actual offences” only (i.e.: those incidents which upon preliminary investigation have been deemed to have occurred or been attempted). This data also does not include or infer the number of charges laid, prosecutions conducted, information sworn or convictions obtained.

Prior to 2019, incidents of crime that were reported but could not be proven to have occurred when followed up by the police were considered to be “unfounded” and were subtracted from the number of reported offence to produce the number of actual offences.

As of January 2019, founded occurrences include offences where it has been determined that the reported incident did occur or was attempted, or there was no credible evidence to confirm that the incident did not take place. Prior to 2019, only offences that were proven to have occurred were included in founded occurrences. This change in reporting may result in an increase when comparing 2019 founded occurrences with reports from previous years.

Data contained in this report is also based on accumulated-to-date information. The data presented here may vary from previously produced reports and number may continue to change due to the dynamic nature of offences being reported and cleared.

The crime data in this report (i.e.: number of offences) utilizes the UCR Survey to collect aggregate data on the incidence of crime. The UCR Survey uses the *most serious offence (MSO)* rule when compiling police-reported crime data. The MSO rule stipulates that where a single criminal incident contains a number of violations of the law, only the most serious one is recorded for UCR purposes. As a result, the total number of UCR offences does not represent the total of all crime reported by police (i.e.: the UCR Survey tends to underestimate the true incidence of relatively less serious crimes).

For the purposes of this report, offences have been divided into 5 major categories: Crimes Against Persons, Offences Against Property, Other Criminal Code Offences, Controlled Drugs and Substances Act and Traffic. Aside from the Controlled Drugs and Substances Act, no other federal statutes such as the Customs Act or the Canada Shipping Act were included. The Traffic category includes collisions and impaired driving investigations but does not include municipal traffic infractions or other by-law infractions.

- **Crimes Against Persons** – includes offences such as attempted murder, assault, sexual offences, robbery and abduction.
- **Offences Against Property** – includes offences such as commercial, residential and other break & enter, possession of stolen property, mischief, theft of vehicle, theft from vehicle, theft, arson and fraud.
- **Other Criminal Code Offences** – includes offences such as prostitution, weapons offences, trespassing, disturbing the peace, obstruction, breach, indecent acts, bail violations, escape custody, counterfeiting currency and cause disturbance.
- **Controlled Drugs and Substance** – includes offences such as drug offences involving trafficking, possession, importation and production.

Third Party Rule Applies. No further dissemination without consent of the originator



- **Traffic** – includes violations such as impaired driving, Immediate Roadside Prohibitions (IRP's), roadside suspensions and collisions resulting in fatalities, injuries or damages under \$10,000

215-24hr = A prohibition issued to drivers impaired by alcohol, drugs or both.

ADP = A 90-day Administrative Driving Prohibition issued to impaired drivers under the Motor Vehicle Act. Criminal charges may be laid separately.

ASD = Approved Screening Device

B&E Other includes any break and enter to detached garages, sheds and properties under construction.

Calls for service by priority

- P1: Incident is in progress with indications of imminent threat to public and/or officer safety (i.e., 911 calls). Immediate response required.
- P2: Incident is in progress with indications of a potential threat to public and/or officer safety. Urgent response required.
- P3: Incident presents low/no threat to public and/or officer safety (i.e., incident reported after the fact). Routine response required.
- P4: Incident represents no threat to public or officer safety. Response scheduled as resources permit.

CFS/General Duty Member = General Duty Member number is determined by the average of operational General Duty members (excluding Staff Sergeants) in the specified quarter who are equipped to respond to a call. Cadets are counted with their coaches as 1 unit. Please take into consideration holidays, trainings, court, secondments and other leave.

IRP = A three, seven, 30 or 90-day Immediate Roadside Prohibition issued at the roadside to alcohol-impaired drivers under B.C.'s Motor Vehicle Act. Criminal charges may be laid separately.

Mischief includes Mischief to Data and Mischief to Property.

Other Theft includes Other Theft U/5000, Other Theft O/5000 and Theft of Utilities.

Priority 1 Calls are where incident is in progress with indications of imminent threat to public and/or officer safety (i.e., 911 calls). Immediate response required.

Sex Offences under Persons Violent Crime only includes the following crime types: sexual assault, sexual interference and voyeurism. Child Pornography and Indecent Acts are included under Other CC Offences.

SBOR = Subject Behavior/Office Response reports. A regular member is required to complete an SBOR whenever force is used in an interaction with a client.

