



# **BURNABY FIRE DEPARTMENT**

**Public Safety Committee Meeting: 2025 Apr 23**

---

## **STATUS REPORT**

The following status report is based on information regarding activities available to the end of February 2025.

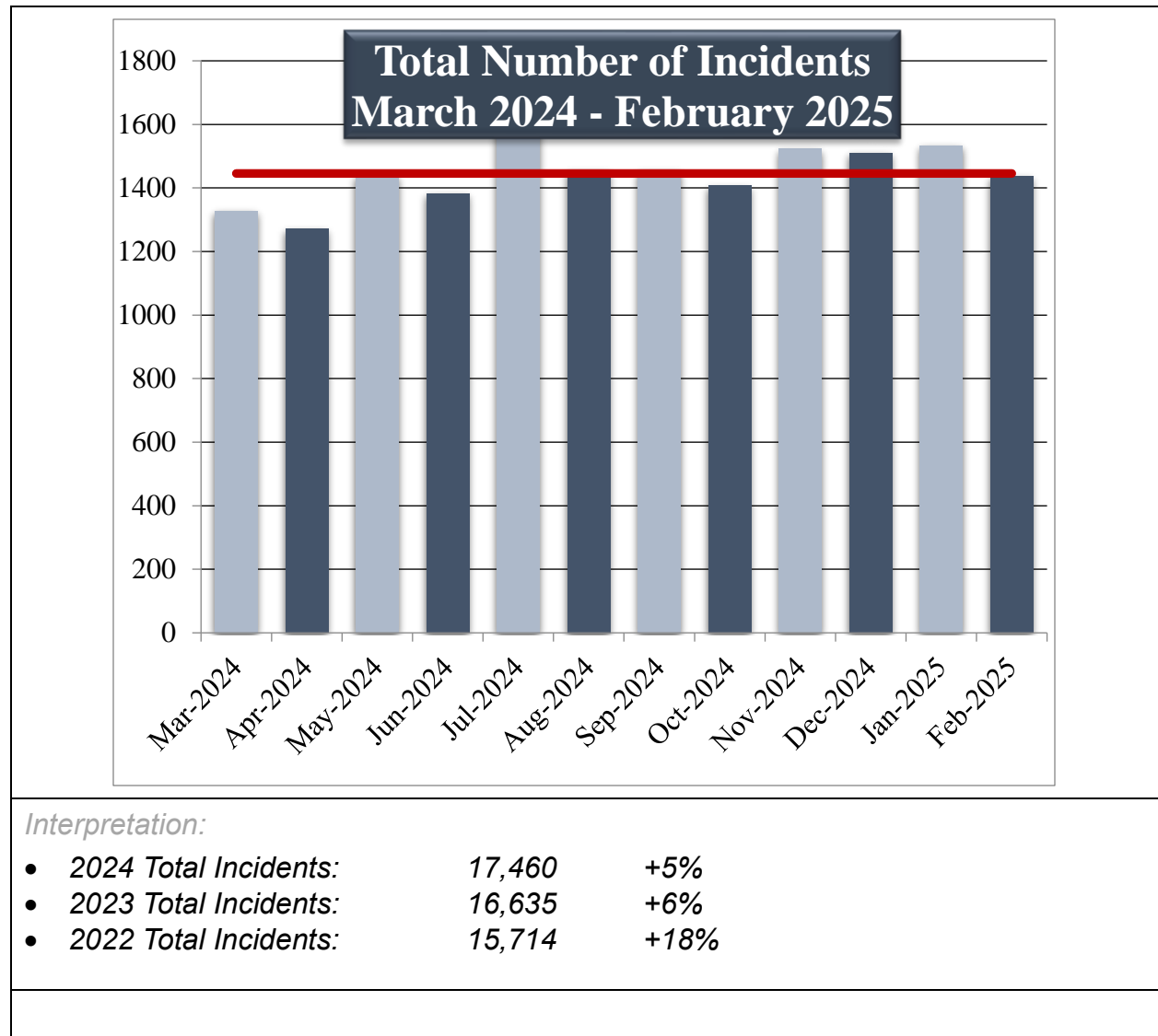
1. Details on Major Incident occurrences within the City
2. High level Statistic Review to communicate trends within the City, including:
  - 2.1 Suppression Division Statistics
  - 2.2 Fire Prevention Division Statistics
  - 2.3 Training Division Programs
3. Summary of Community Outreach Initiatives, including:
  - 3.1 Community Engagements
  - 3.2 Recruitment Engagements

## 1. MAJOR INCIDENTS

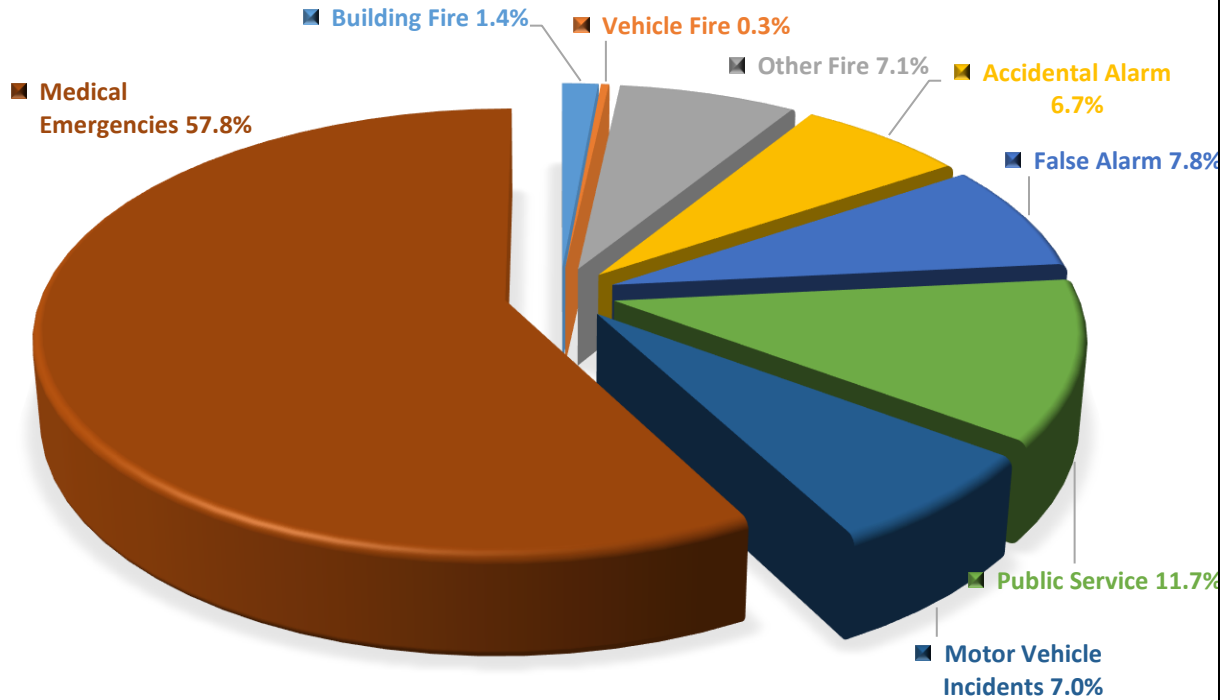
<i>Event Type:</i>	Structure Fire
<i>Date:</i>	February 11, 2025
<i>Street Address:</i>	9603 Manchester Drive
<i>Response:</i>	03:22 – Arrived: 03:27 – Cleared: 05:53 – Total Time: 2 hours 31 minutes <ul style="list-style-type: none"><li>• 2<sup>nd</sup> Alarm</li><li>• E1, E2, E4, E6, E8, L5, L6, R2, CMD 1</li></ul>
<i>Detail:</i>	<ul style="list-style-type: none"><li>• 25 floor high-rise (Unit #1901)</li><li>• 32 personnel dispatched</li><li>• Confine, Extinguish, RIT, Search, Vent, Overhaul</li></ul>

<i>Event Type:</i>	Structure Fire
<i>Date:</i>	February 25, 2025
<i>Street Address:</i>	7961 Hunter Street
<i>Response:</i>	11:38 – Arrived: 11:46 – Cleared: 16:41 – Total Time: 5 hours and 3 minutes <ul style="list-style-type: none"><li>• 2<sup>nd</sup> Alarm</li><li>• E6, E1, L6, E5, CMD 1, R1, E8, E7, L3</li></ul>
<i>Detail:</i>	<ul style="list-style-type: none"><li>• 2-story house</li><li>• 32 personnel dispatched</li><li>• Confine, Exposure, Extinguish, RIT, Search, Vent, Overhaul</li><li>• Department answered 13 calls for service while committed to the second alarm assignment - experienced with no reduction to level of service nor delayed response</li><li>• Additional building fire response 6741 Cariboo Road at 14:20 - Fire in a coffee roaster</li><li>• Roof operations were performed with suppression</li></ul>

## 1.1 Suppression Division Statistics

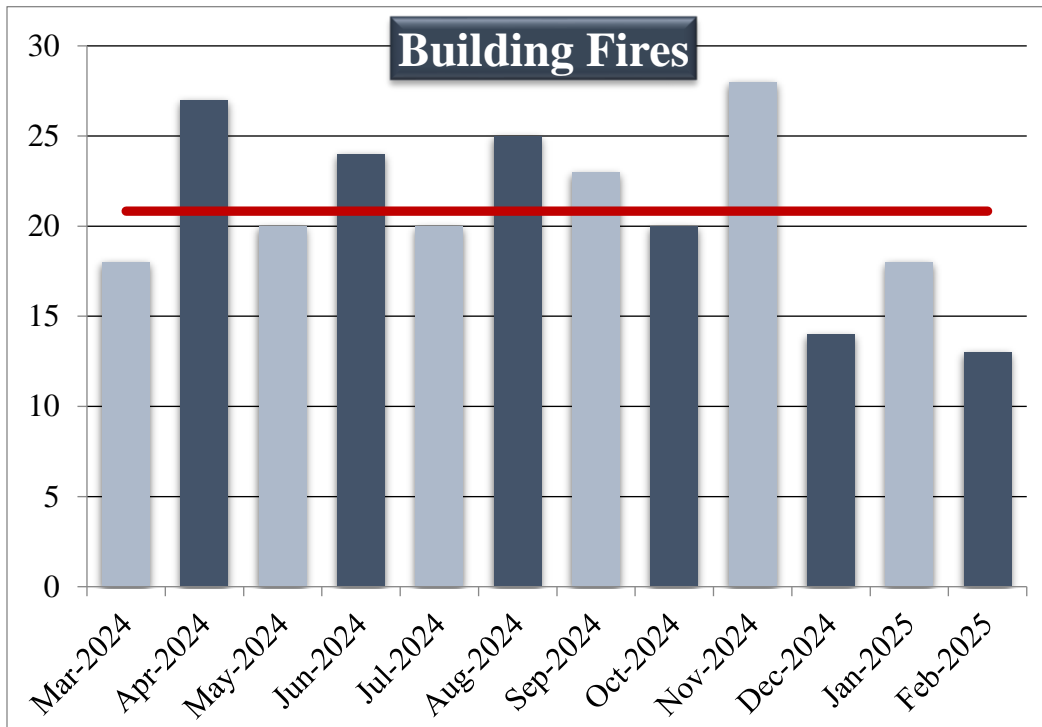


### DISTRIBUTION OF INCIDENTS MARCH 2024 - FEBRUARY 2025



#### Interpretation:

- **To Date 12 Month Distribution**  
*Fire Incidents:* -1%  
*Motor Vehicle Incidents:* even  
*Medical Emergencies:* +2%  
*Public Service:* even
- **2024 Distribution**  
*Fire Incidents:* 24%  
*Motor Vehicle Incidents:* 7%  
*Medical Emergencies:* 56%  
*Public Service:* 12%

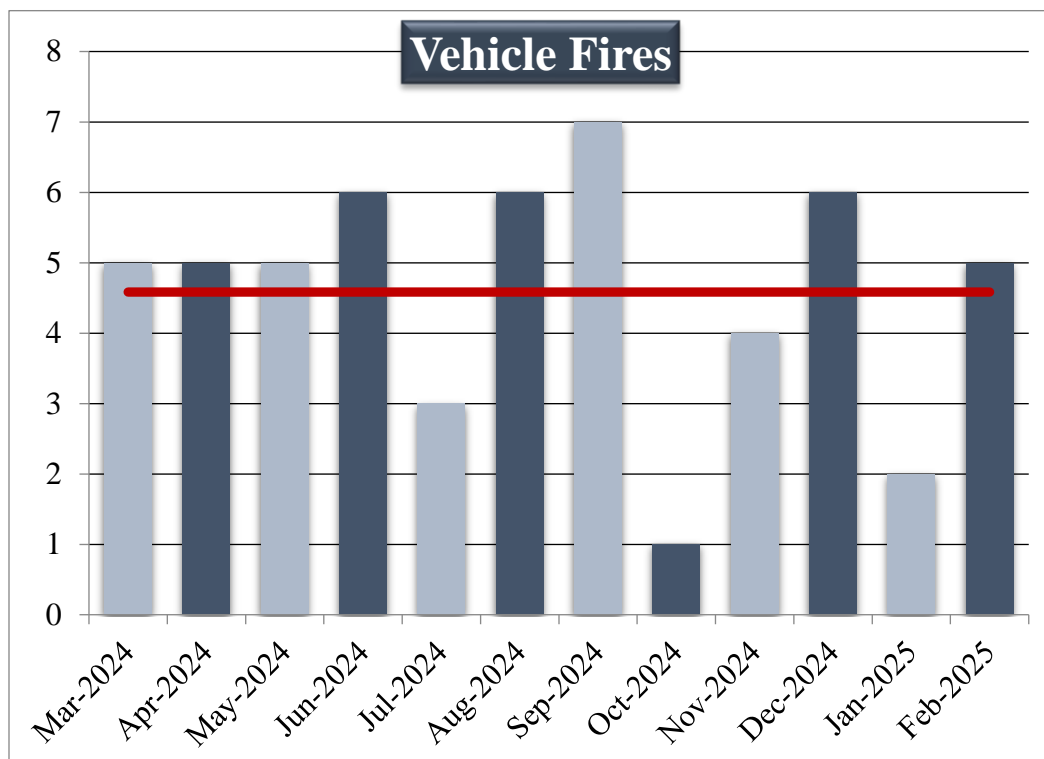


*Interpretation:*

- *As the density of the city increases the number of multi-unit residential and commercial buildings, the firefighting resources required to attack fires within larger, more complex buildings with more lives present also increases. This leads to an increase in 2nd and 3rd alarm fire incidents annually.*
- *Increase in fire events typically experienced through holiday season and within winter months*

*Description:*

- *Fires within all types of buildings and structures.*

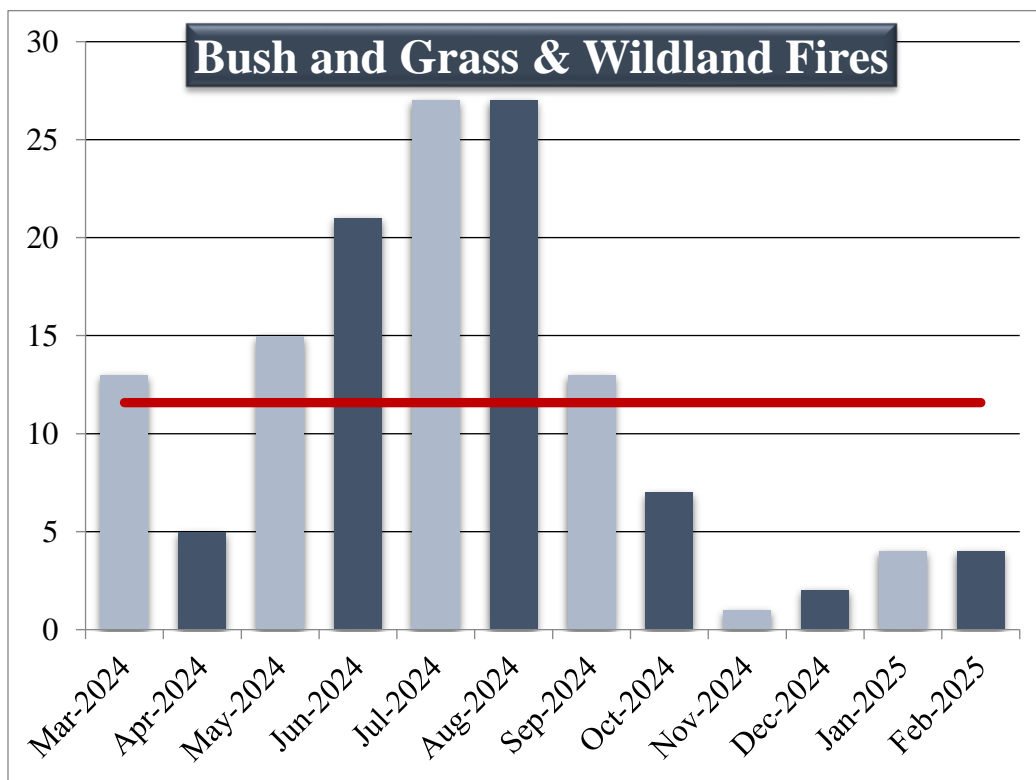


*Interpretation:*

- *None provided.*

*Description:*

- *Fire related to all types of vehicles and mobile equipment:*
  - *Automobiles*
  - *Cranes*
  - *Motorcycles*
  - *Tractors*
  - *Trucks*
  - *Boxcars*
  - *Fork-lifts*
  - *Motor homes*
  - *Trailers*
  - *Vans*

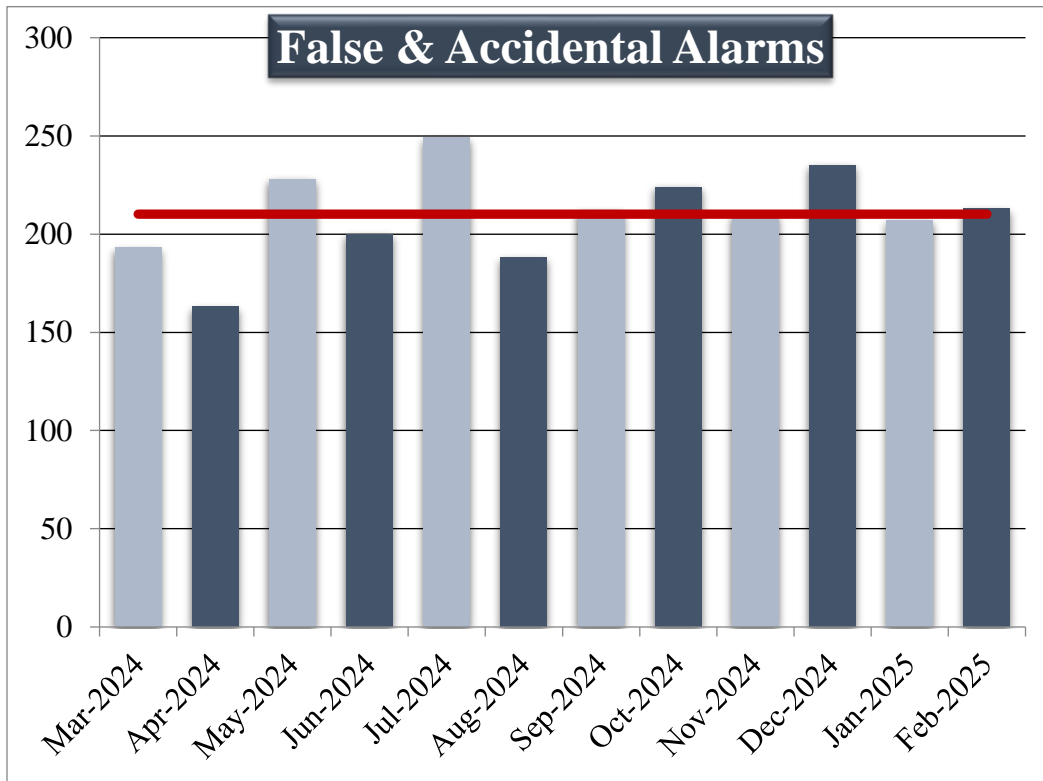


*Interpretation:*

- Fires in outdoor spaces typically increase during the summer months of the year.
- The drying effects of climate change on City wildland spaces has been notable.
- The dry wildland season now begins early in April and extends to October, a six month period.

*Description:*

- Fires related to outdoor spaces and lands



*Interpretation:*

- *It is expected that with the increasing density of living within the City, and the increase in buildings required to utilize automatic fire detection systems that the number of False & Accidental Alarm incidents will consistently and continually increase.*

*Description:*

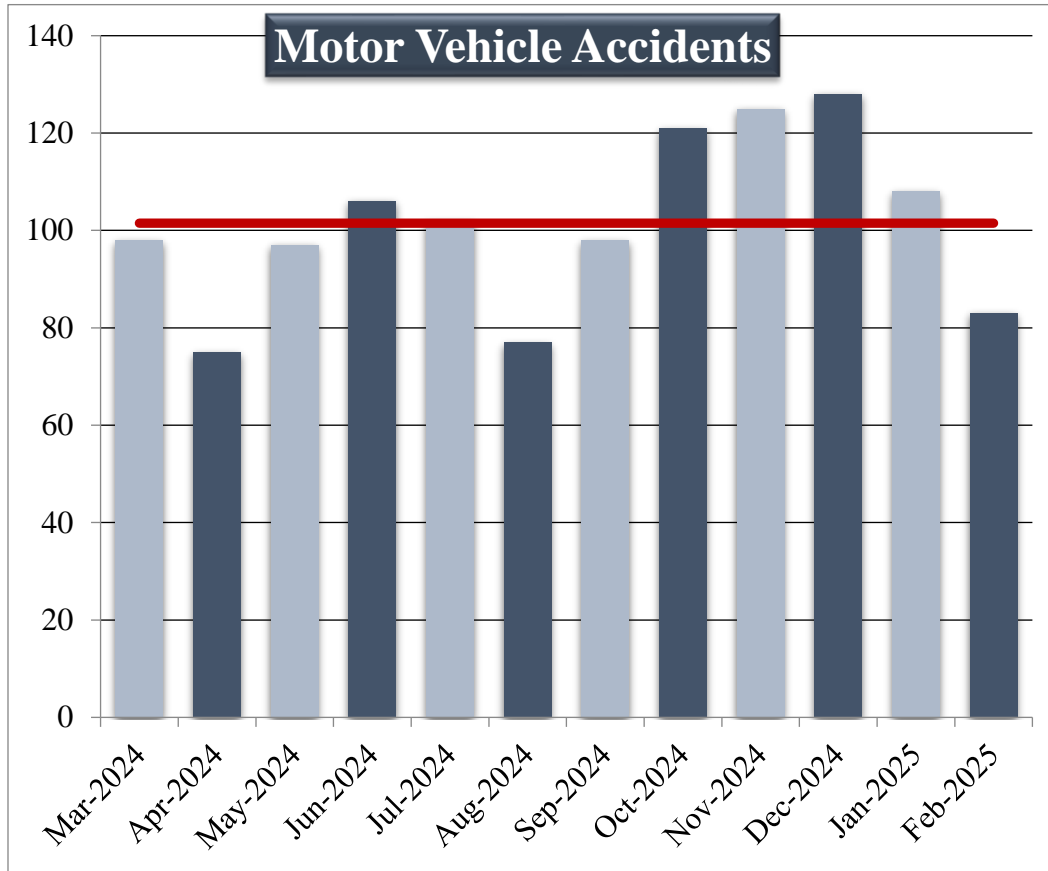
**Accidental Alarm:**

- *When there is a malfunction in a fire alarm system*
- *When a fire alarm is inadvertently activated*

**False Alarm:**

- *When a person deliberately reports a non-existent fire or emergency*
- *When a person deliberately activates an alarm system knowing that there is no fire or emergency*



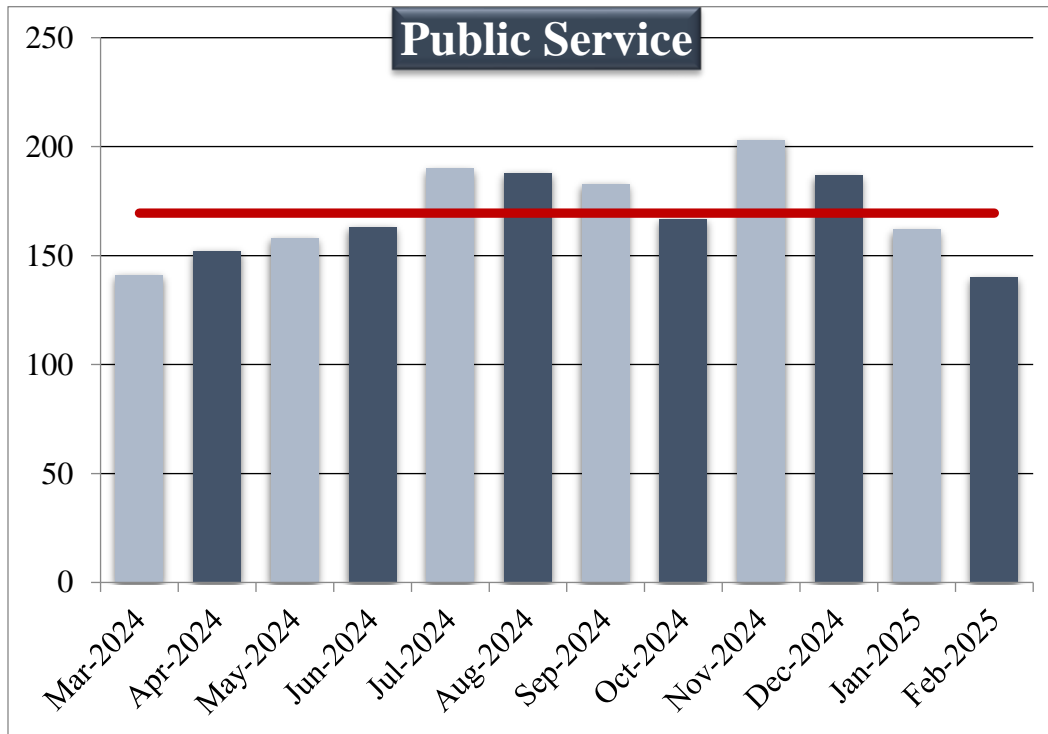


*Interpretation:*

- *None provided.*

*Description:*

- *Motor Vehicle Accidents with or without injuries*

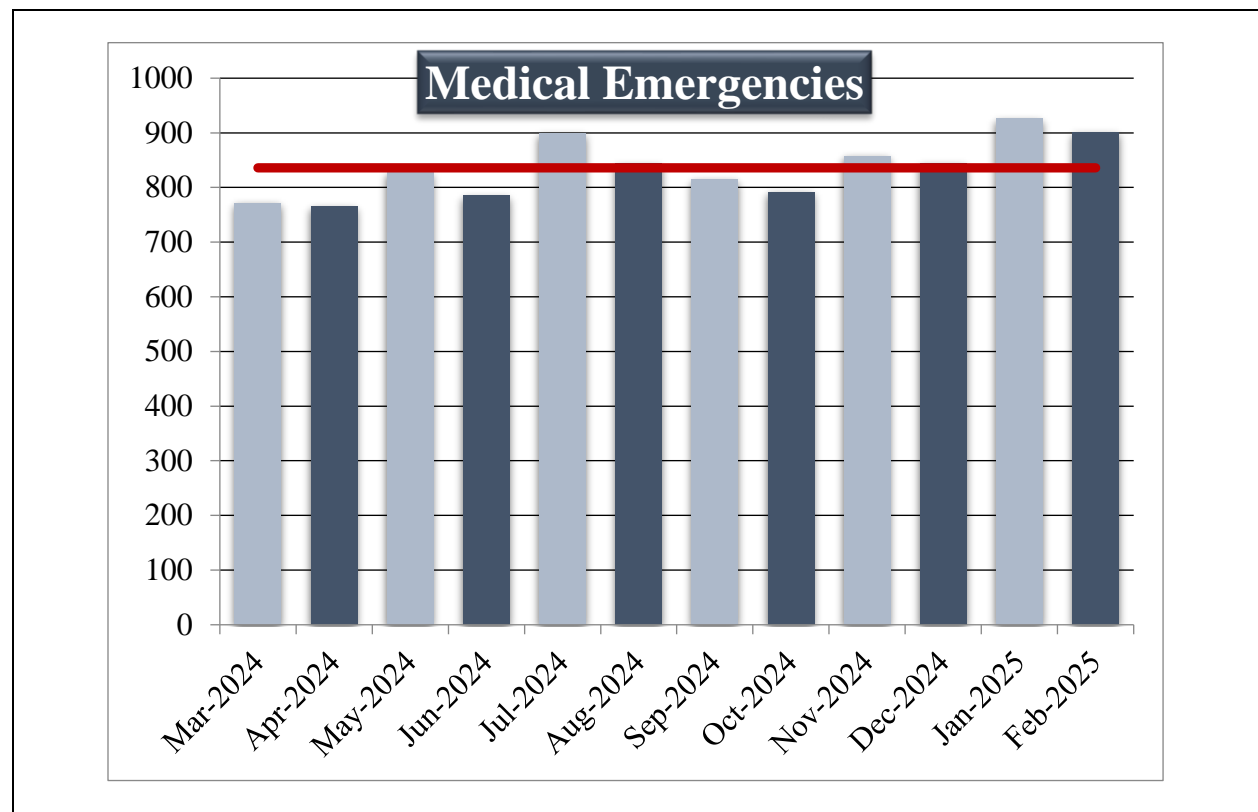


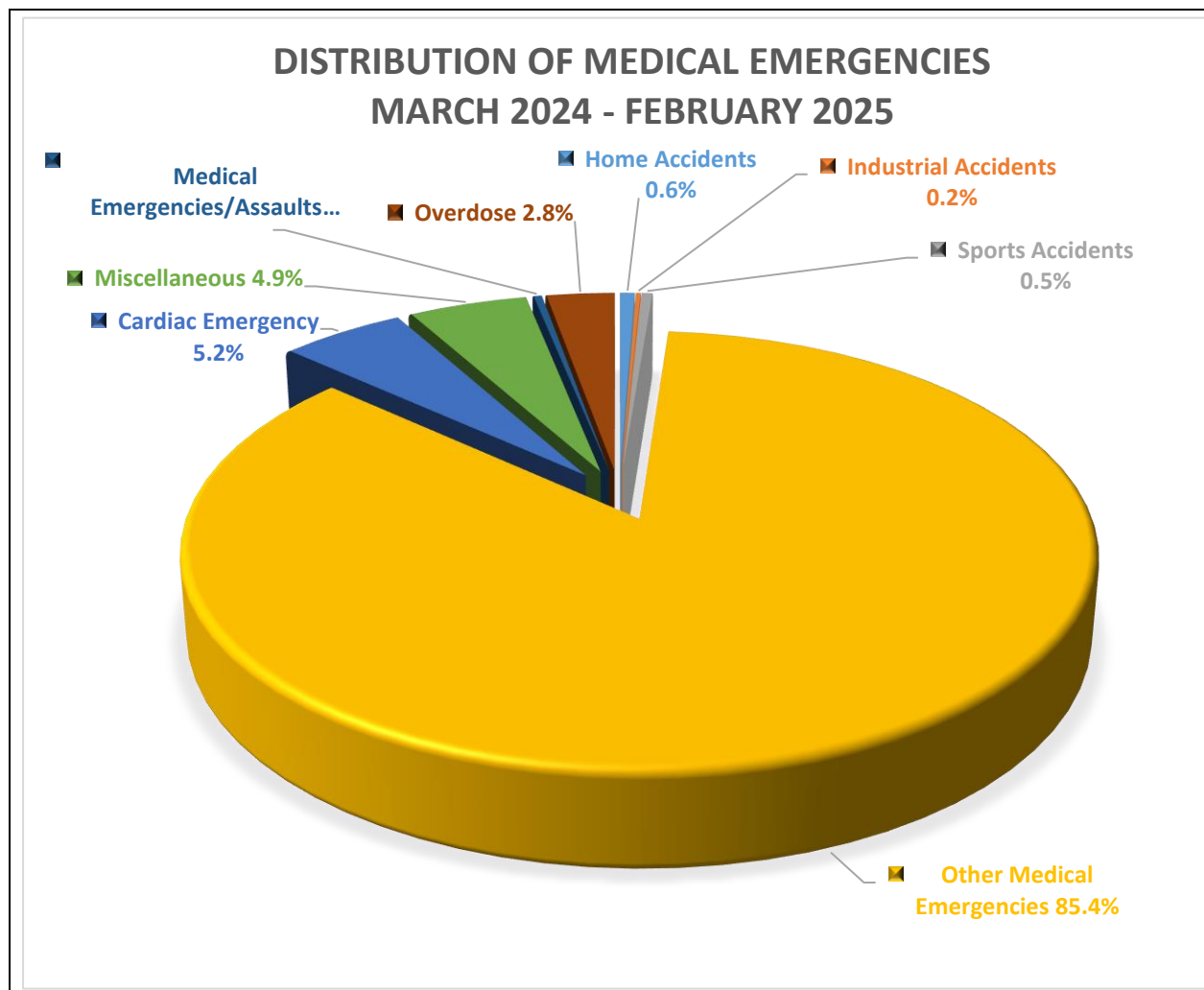
*Interpretation:*

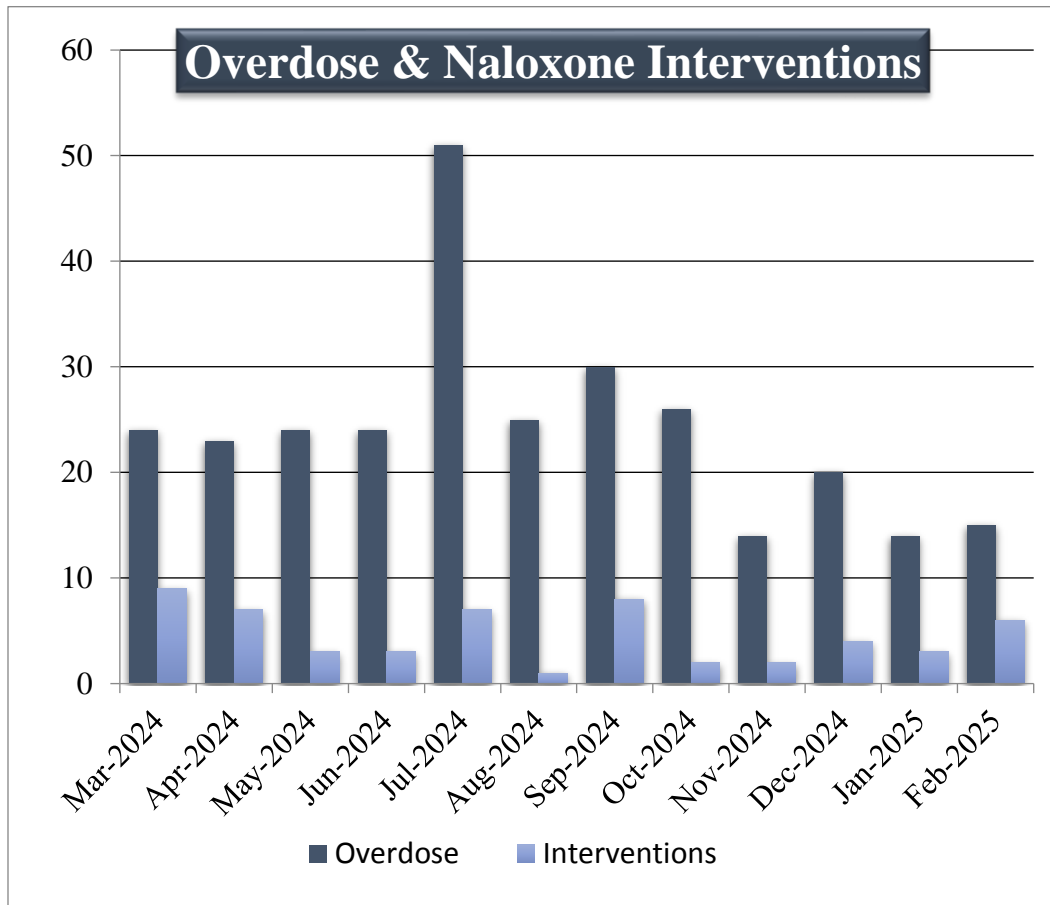
- *None provided.*

*Description:*

- *Assist incapacitated person(s)*
- *Assist person(s) to gain entry*
- *Assist police or other agency*
- *Street/road wash down*
- *Utility wires down*
- *Vehicle problems*
- *Water problems*
- *Miscellaneous*
- *Filming on Location*
- *Public Education/Demonstration/Show & Shines*
- *Tower Crane Survey*







*Interpretation:*

- *None provided*

*Description:*

- *These statistics provide a representation of the total number of overdose-based events responded to by the Burnaby Fire Department, with a further identifier of the number of those events where Naloxone is utilized to counteract the impairing substance.*

## 1.2 Fire Prevention Division Statistics

<b>January &amp; February Total Activity:</b>	<b>563</b>
---	------------

<b>Approvals &amp; Reviews - Completed</b>	<b>January</b>	<b>February</b>	<b>Total</b>
Pre-Final Buildings	3	2	5
Building Final Approvals	25	36	61
Fire Safety Plan Approvals	8	15	23
Permit/Plan Application Reviews	80	68	148
Alternative Solutions Code Report Reviews	1	1	2
Witnessed Life Safety Functional Tests	2	6	8
Business Licences	54	49	103
Sprinkler	14	15	29
FPP - Progress Inspection	0	0	0
Day Care Applications	14	16	30
Flow tests	1	0	1
			<b>410</b>

<b>Investigations - Completed</b>	<b>January</b>	<b>February</b>	<b>Total</b>
Fire Investigates Conducted	4	4	8

<b>Initial Inspections</b>									
<b>January &amp; February 2025 - Completed</b>	<b>Annual</b>	<b>Building</b>	<b>Complaint</b>	<b>Lockbox</b>	<b>Maintenance</b>	<b>On-Site Request</b>	<b>Food Truck</b>	<b>MISC.</b>	<b>Total</b>
High-Rise Buildings	2	1	1	3	3	1	0	5	16
Low-Rise Buildings + Multifamily	8	1	1	11	1	0	0	3	25
Business Complexes (Warehouse, Office)	5	7	1	3	2	0	0	3	21
Base Buildings	0	0	0	0	0	0	0	0	0
Child Care Facilities	0	0	0	0	0	0	0	0	0
Educational Institutions & Schools	0	0	0	0	0	0	0	0	0
Food Trucks	0	0	0	0	0	0	1	0	1
Misc Building Type	0	3	1	2	5	6	0	1	18
									<b>81</b>

<b>Re-Inspections</b>									
<b>January &amp; February 2025 - Completed</b>	<b>Annual</b>	<b>Building</b>	<b>Complaint</b>	<b>Lockbox</b>	<b>Maintenance</b>	<b>On-Site Request</b>	<b>Food Truck</b>	<b>MISC.</b>	<b>Total</b>
High-Rise Buildings	3	0	1	0	1	0	0	2	7
Low-Rise Buildings + Multifamily	18	0	0	2	1	1	0	5	27
Business Complexes (Warehouse, Office)	4	1	0	0	4	0	0	9	18
Base Buildings	0	0	0	0	0	0	0	1	1
Child Care Facilities	0	0	0	0	0	0	0	0	0
Educational Institutions & Schools	0	0	0	0	0	0	0	0	0
Food Trucks	0	0	0	0	0	0	0	0	0
Misc Building Type	3	0	1	0	1	2	0	4	11
									<b>64</b>

### 1.3 Training Division Programs

<b>Training</b>	<b>Jan</b>	<b>Feb</b>	<b>Total Hours</b>
Auto Extrication	51:30:00	16:00:00	<b>67:30:00</b>
Company Training	703:25:12	1703:56:24	<b>2407:21:36</b>
Driver Training	196:00:08	145:00:00	<b>341:00:08</b>
Fire Officer 1	1646:30:00	0:00:00	<b>1646:30:00</b>
Fire Officer 2	0:00:00	0:00:00	<b>0:00:00</b>
Fire Officer 3	0:00:00	0:00:00	<b>0:00:00</b>
First Responder	381:13:20	26:00:00	<b>407:13:20</b>
Fitness	0:00:00	0:00:00	<b>0:00:00</b>
General Knowledge and Skill	48:50:08	32:10:00	<b>81:00:08</b>
Geography	20:30:00	0:00:00	<b>20:30:00</b>
HAZMAT	323:40:16	87:00:00	<b>410:40:16</b>
Health and Safety	8:00:00	6:00:00	<b>14:00:00</b>
Ice Rescue	0:00:00	0:00:00	<b>0:00:00</b>
Meeting	0:00:00	20:30:00	<b>20:30:00</b>
Probationary Training	94:50:00	121:00:00	<b>215:50:00</b>
Recruit Training	720:45:00	1118:00:12	<b>1838:45:12</b>
Rescue Task Force	202:30:00	170:00:00	<b>372:30:00</b>
Return To Work	184:15:00	53:00:00	<b>237:15:00</b>
Technical Rescue	195:30:00	192:50:12	<b>388:20:12</b>
Water Rescue	0:00:00	0:00:00	<b>0:00:00</b>
Watercraft	2:30:00	0:00:00	<b>2:30:00</b>
			<b>8468:55:52</b>

## 2. COMMUNITY OUTREACH INITIATIVES

### 2.1 Community Engagements

*Event Type:* School Visits  
*Date:* January - February  
*Detail:*

- 9 complete schools finished with full school presentations
- Approx. 120 kids per presentation
- Assembly style format
- K-3 and 4-7



*Event Type:* BCAT (Burnaby Community Action Team)  
*Date:* On-going  
*Detail:*

- Monthly meetings with Updates to the numbers of Overdoses 2025

	January	December	November
<b>Total Medical Emergencies</b>	926	845	858
<b>Total Overdose Incidents</b>	14	20	14
<b>% of Medicals that are Overdose Incidents</b>	1.51	2.37	1.63
<b>Number of Naloxone Interventions</b>	3	4	2
<b>Number of Naloxone Doses Administered</b>	5	9	3



*Event Type:* Abandoned camp clean-up

*Date:* January - February

*Detail:*

- 19 abandoned camps
- 10 flat RV's

*Event Type:* Fire Investigation Meeting FPOABC Director Zone 2

*Date:* Jan 28,2025

*Detail:*

- Fire investigation discussion
- Training requirements
- PPE overview
- Discussions & case studies
- Future planning

*Event* Encampment visits 7600 Halifax Street

*Type:*

*Date:* February

*Detail:*

- 4 - Person cutting trees and building cabin
- Camp / Log Cabin removal (behind Firehall 4)
- Clean-Up of building materials stored along the south/east corner of golf course.



- *Removal of existing log cabin and log canopy structure.*

**Event** Community Outreach – Warming the Homeless Kits

**Type:**

**Date:** January - February

**Detail:**

- Handed out warming kits on the fire trucks and in the FPO cars for the homeless in the winter and cold time zones



## 2.2 Recruitment Engagements

N/A

## Conclusion

Thank you for the time and effort you spend referencing and utilizing this report in support of advancing the public safety of the City of Burnaby.

Miles Ritchie  
FIRE CHIEF

:mr